



23andMe®



23andMe

ROOT FOR YOUR ROOTS

A UNIFIED USER EXPERIENCE ACROSS ALL CONNECTED DEVICES



**ROOT FOR
YOUR ROOTS™**
It's in your DNA



ROOT FOR YOUR ROOTS FIFA WORLD CUP 2018

RESPONSIVE LOGIN

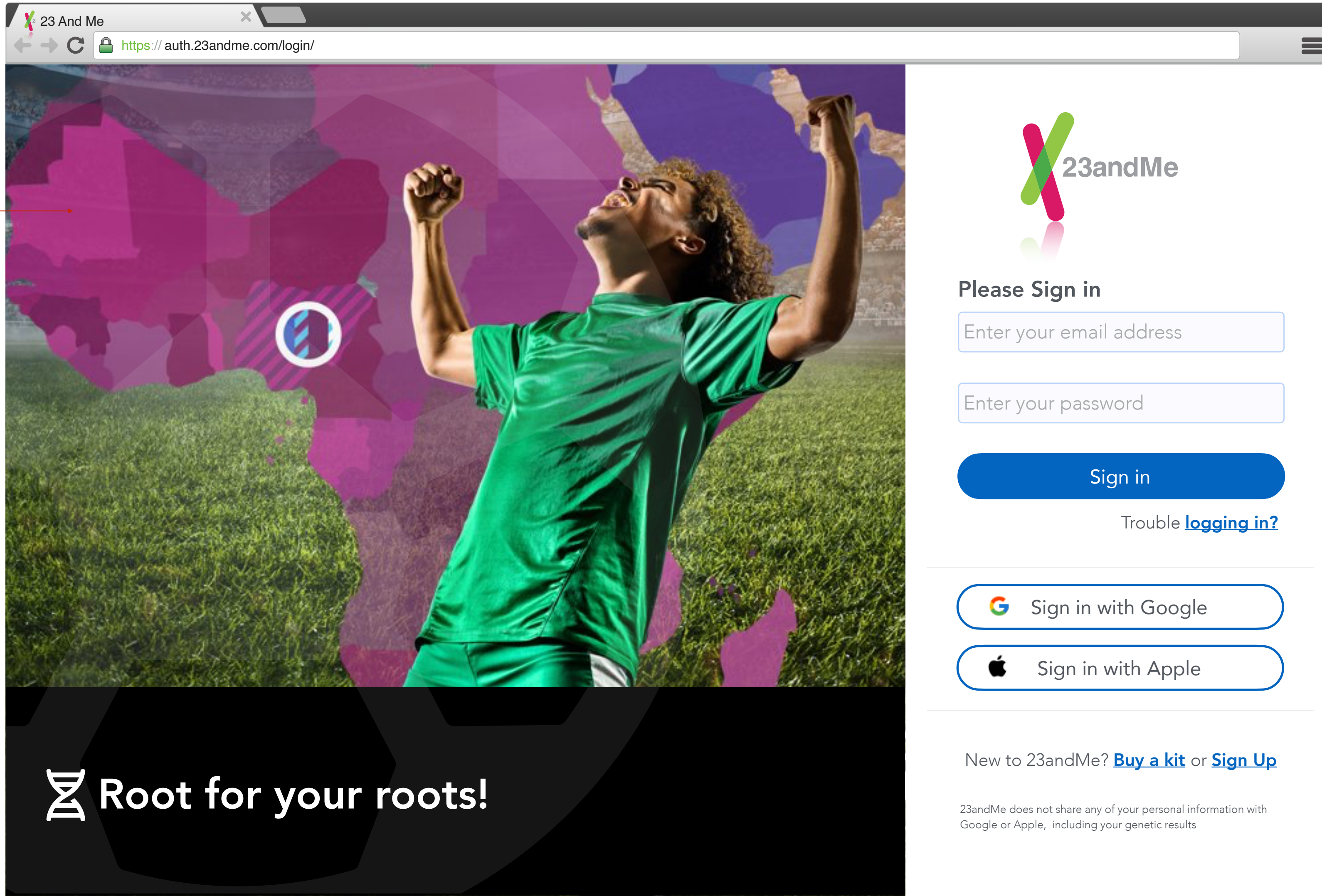
- A ROOT FOR YOUR ROOTS: RESPONSIVE LOGIN
- B ROOT FOR YOUR ROOTS: "MAPS"
- C ROOT FOR YOUR ROOTS: "MOTION GRAPHICS"
- D "ADMINISTRATIVE INTERFACE 3.0"
- E "DESIGN SYSTEM": DESIGN & CODE



ROOT FOR YOUR ROOTS FIFA WORLD CUP 2018

A. RESPONSIVE LOGIN: “ROOT FOR YOUR ROOTS”

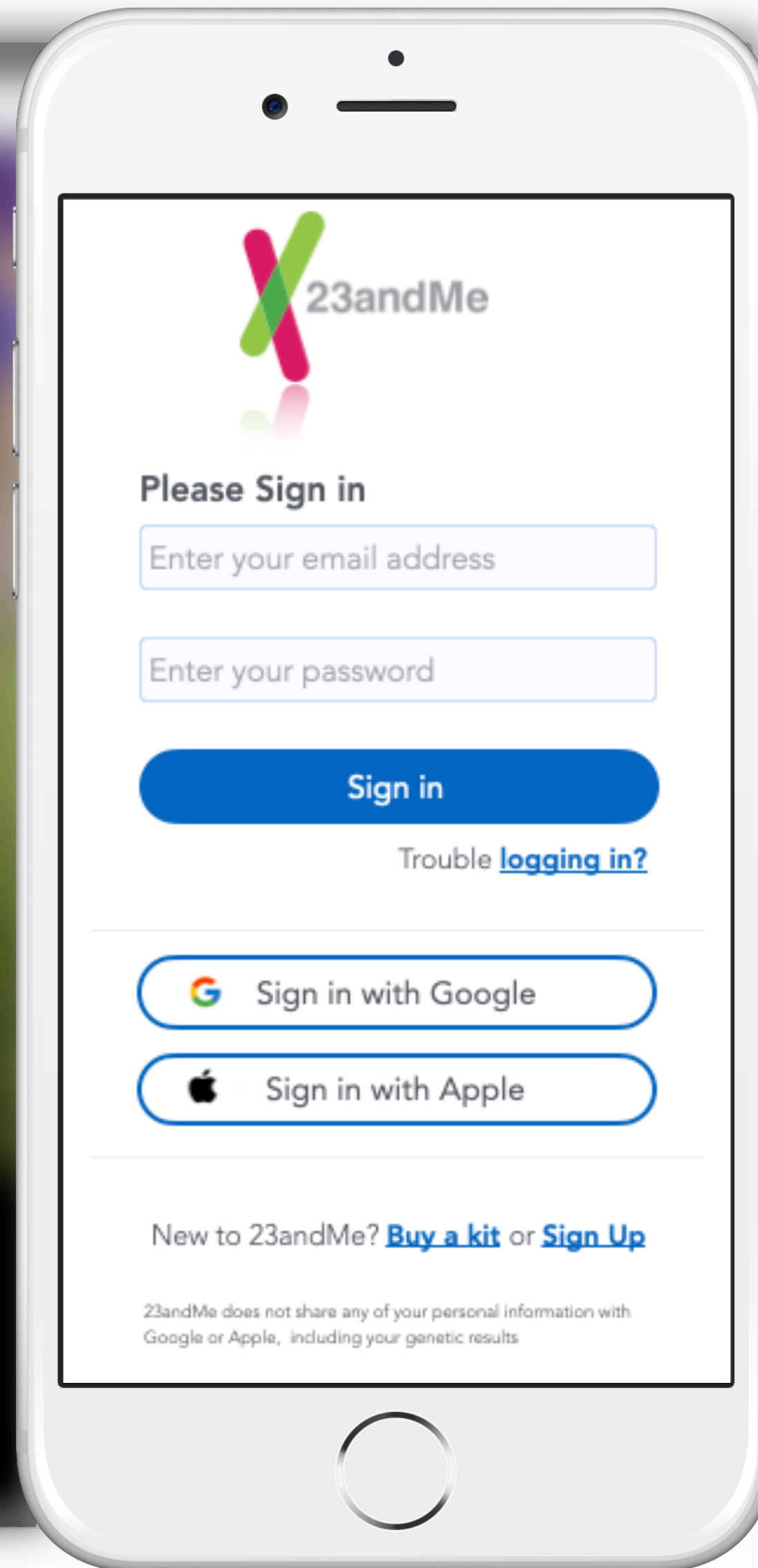




The current login screen is valuable real-estate and should be treated as such. Consideration should be taken to place content which informs uses of current 23andMe promotions. In this case the "Root for your roots" co-op with FOX Sports.

Random images loaded or specific image and tag-line supporting Marcom PR messaging

 Root for your roots!

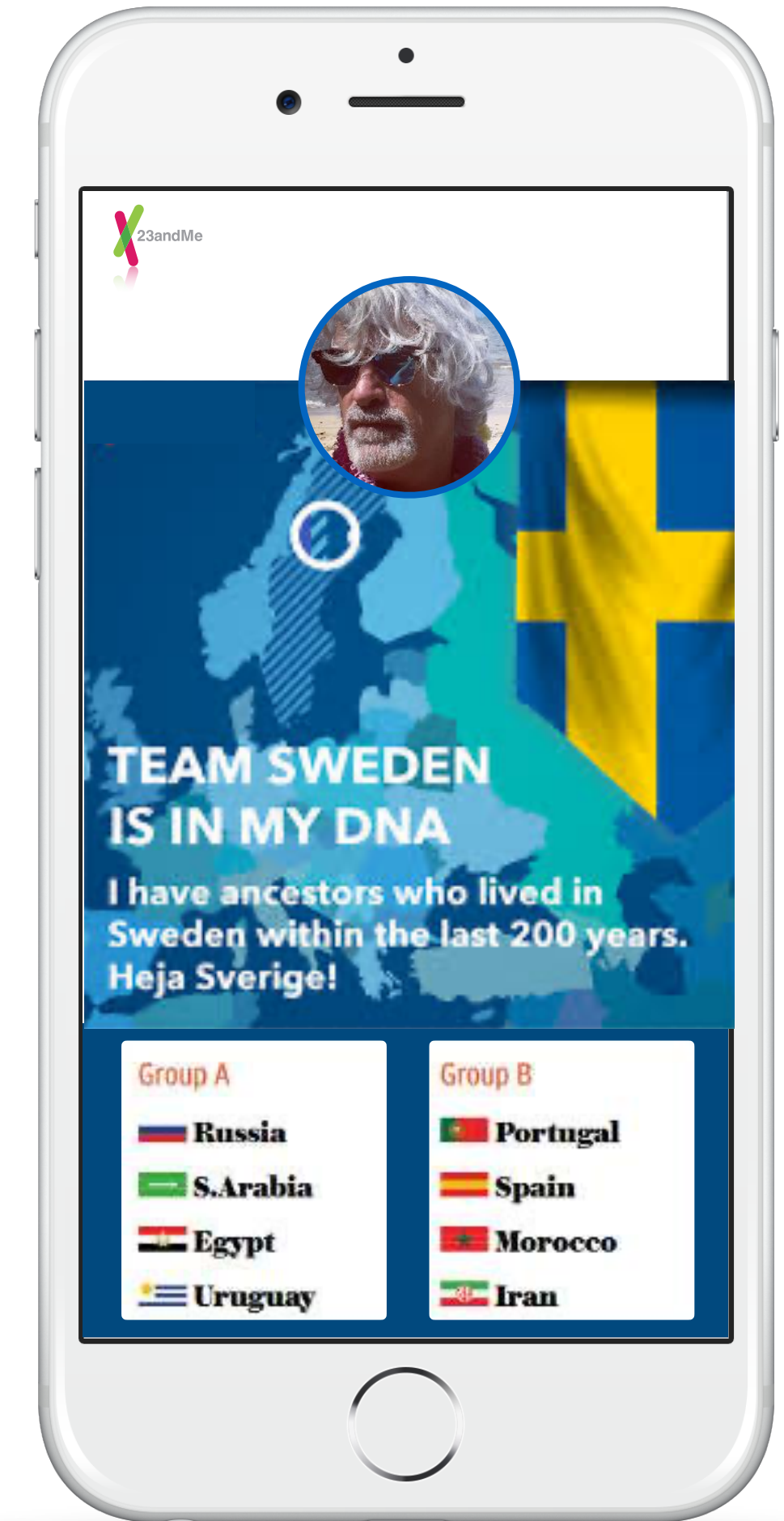
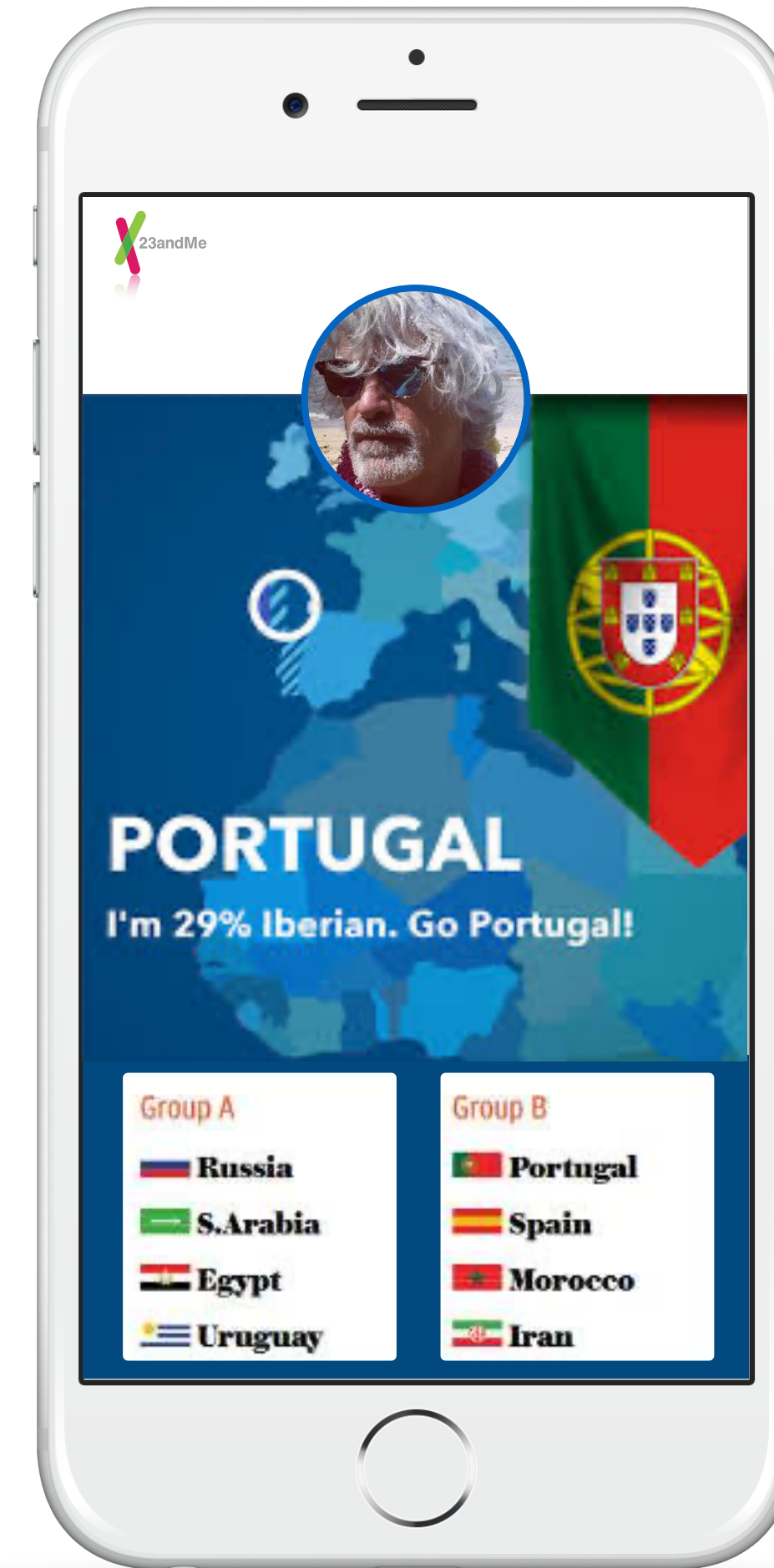
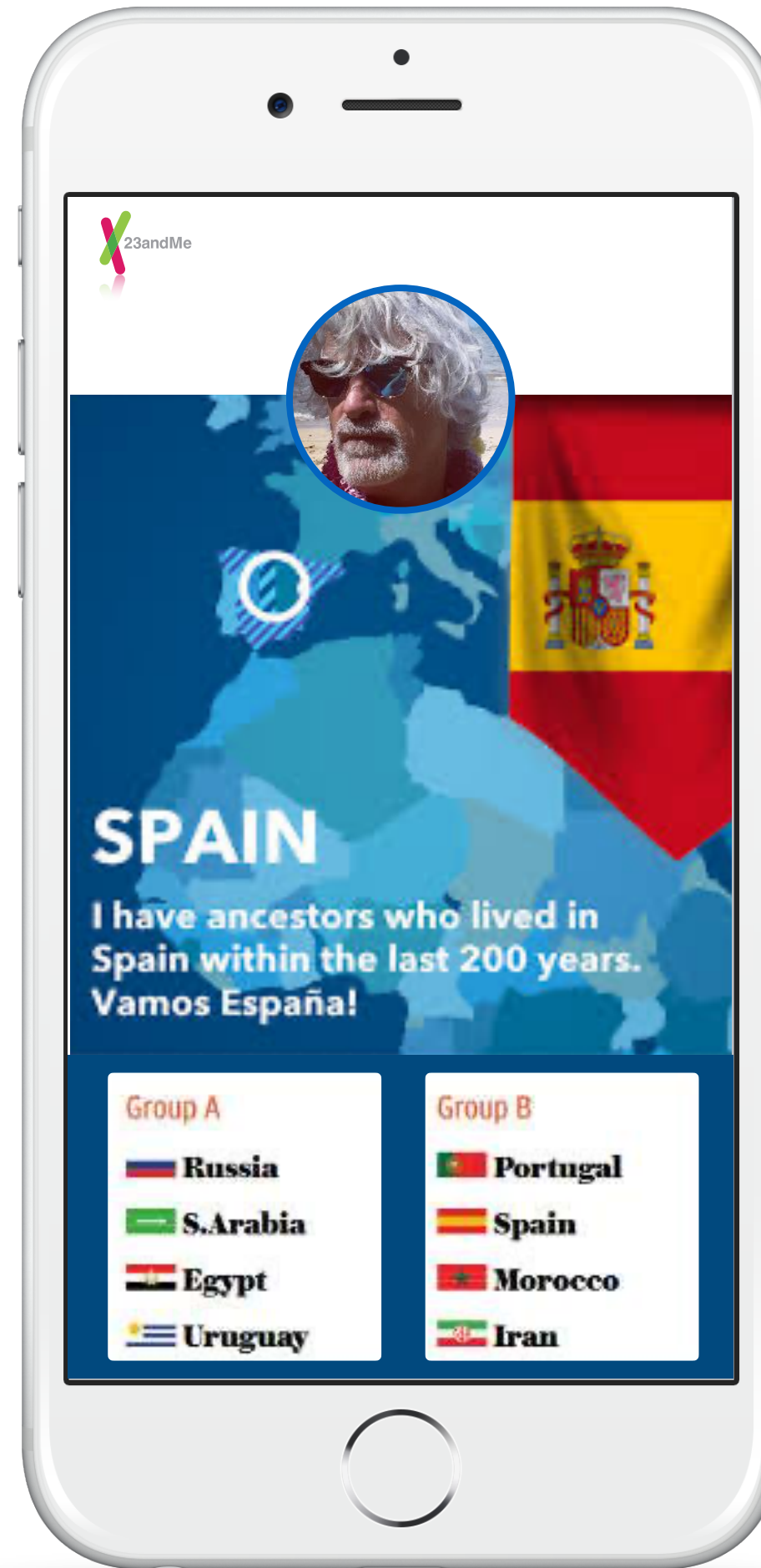




ROOT FOR YOUR ROOTS FIFA WORLD CUP 2018

B. ROOT FOR YOUR ROOTS: "MAPS"














ROOT FOR YOUR ROOTS FIFA WORLD CUP 2018

C. ROOT FOR YOUR ROOTS: “MOTION GRAPHICS”





PRIMARY CHART




SECONDARY CHART



GREYSCALE CHART



PRIMARY CHART



SECONDARY CHART



GREYSCALE CHART





ROOT FOR YOUR ROOTS FIFA WORLD CUP 2018

D. 23 AND ME: “ADMINISTRATIVE INTERFACE 3.0”



23andMe
10
3
Robert Santore

NAVIGATION

- START
- FINANCIAL
- PROJECTS
- MONITOR
- SYSTEM**
- ACTIVITY TEAM
- E-COMMERCE
- STOCK
- PERFORMANCE
- EXCHANGE & TRADING
- OVERVIEW
- ANALYTICS
- WIDGETS NEW
- LAYOUTS
- SIDEBARS
- SKINS 42
- INTERFACE
- GRAPHS
- TABLES

System

Memory

25 %

+12 %

CPU

71 %

+2 %

Traffic

1.8 KB

+7 %

Disk I/O

3.1 KB

+9 %

Processes

Placeholder text: Lorem ipsum dolor sit amet, consectetur adipiscing elit. Odit maiores, sunt explicabo sapiente aspernatur possimus quas ipsam amet error! Repudiandae minima minus nemo neque quae quas impedit itaque nobis dignissimos.

NAME	COUNT	MEMORY	CPU	DISK I/O
Apache	12	200 Mb	10 %	89 KB/s
Postfix	6	186 Mb	78 %	11 KB/s
Ruby R1	4	12 Mb	90 %	987 KB/s
MySQL	12	200 Mb	10 %	89 KB/s
Ruby R2	6	186 Mb	78 %	11 KB/s

23andMe
10
3
Robert Santore

NAVIGATION

- START
- FINANCIAL
- PROJECTS
- MONITOR**
- SYSTEM
- ACTIVITY TEAM
- E-COMMERCE
- STOCK
- PERFORMANCE
- EXCHANGE & TRADING
- OVERVIEW
- ANALYTICS
- WIDGETS NEW
- LAYOUTS
- SIDEBARS
- SKINS 42
- INTERFACE
- GRAPHS
- TABLES

Monitor

System Monitoring

CPU
Intel Celeron G1610 @2.60Ghz

Core 0 @ 60%

Core 1 @ 12%

Memory (RAM)
GSkill 2 x 8 GB DDR3 @1333 Mhz

16.0 GB
Total Memory

Allocated In Cache Available

5079 MB 3789 MB 3591 MB

31% 24% 46%

Build
Spear x64 (Early 2014)

Volume Status

Path: /mnt/volume1

2.72 TiB

Volume Size

0.81 TiB 1.91 TiB

31% 24%

Path: /mnt/volume2

4.94 TiB

Volume Size

0.81 TiB 1.91 TiB

31% 24%

Path: /mnt/volume3

8.01 TiB

Volume Size

0.81 TiB 1.91 TiB

31% 24%

Path: /mnt/volume4

8.01 TiB

Volume Size

0.81 TiB 1.91 TiB

31% 24%

Network Monitoring

Interface Traffic

Hardware Temperature

CPU

Min 19°C Max 25°C Average 23°C

MOUNTED DRIVES

DESC	RAID	CAPACITY	USAGE	STATUS
HDD1 (ada0)	Mirror /mnt/volume1	9.9.0 TiB / 0.6.2 Tib	Healthy	✔
HDD2 (ada1)	Mirror /mnt/volume2	5.4.6 TiB / 9.1.8 Tib	Healthy	✔
HDD3 (ada2)	Mirror /mnt/volume2	6.6.4 TiB / 7.4.7 Tib	Degraded	⚠
HDD4 (ada0)	Mirror /mnt/volume1	2.7.9 TiB / 3.8.4 Tib	Healthy	✔
HDD5 (ada1)	Mirror /mnt/volume2	7.9.1 TiB / 5.0.1 Tib	Healthy	✔
HDD2 (ada1)	Mirror /mnt/volume2	2.6.8 TiB / 9.3.6 Tib	Healthy	✔
HDD3 (ada2)	Mirror /mnt/volume2	0.8.0 TiB / 0.2.6 Tib	Degraded	⚠

23andMe
10
3
Robert Santore

NAVIGATION

- START
- FINANCIAL
- PROJECTS
- MONITOR
- SYSTEM
- ACTIVITY TEAM
- E-COMMERCE**
- STOCK
- PERFORMANCE
- EXCHANGE & TRADING
- OVERVIEW
- ANALYTICS
- WIDGETS NEW
- LAYOUTS
- SIDEBARS
- SKINS 42
- INTERFACE
- GRAPHS
- TABLES

E-Commerce

Total Revenue 22 - 29 May 2016

IDR 10,215,845

▲ 33,87% from last week

Total Item Sold 22 - 29 May 2016

128,980

▼ 33,87% from last week

Total Visitor 22 - 29 May 2016

2,905,895

▲ 92,01% from last week

Report Statistics Period: 22 - 29 May 2016

Items Sold
Revenue

Latest Transactions See All Transactions >

NAME	PRICE	STATUS
Jeff Huels <small>on Nov 18, 2015</small>	IDR 515.00	● Confirmed
Brandi Larson <small>on Feb 04, 2016</small>	IDR 439.00	● Waiting Payment
Daphnee Blanda <small>on Nov 14, 2015</small>	IDR 884.00	● Confirmed
Mireille O'Keefe <small>on Jun 10, 2013</small>	IDR 512.00	● Payment Expired
Hailey Rogahn <small>on Mar 20, 2013</small>	IDR 559.00	● Confirmed
Kayley Kilback <small>on Nov 15, 2013</small>	IDR 393.00	● Confirmed
Stacy Heidenreich <small>on Jan 18, 2011</small>	IDR 220.00	● Witing Payment

Latest Comments See All Comments >

Ruthie Hirthe
on Jun 16, 2015 on [Games](#)

Odio ducimus quia maiores ut sint minima. Sit nemo provident voluptatem aperiam. Ut recusandae quia odio dolores voluptas.

Most Viewed See All Transactions >

NAME	PRICE	STATUS
Refined Soft Shirt <small>IDR 452.00</small>	33073 Views	● 84505 Items Left
Practical Fresh Gloves <small>IDR 962.00</small>	33920 Views	● 61836 Items Left

23andMe
10
3
Robert Santore

NAVIGATION

- START
- FINANCIAL
- PROJECTS
- MONITOR
- SYSTEM
- ACTIVITY TEAM
- E-COMMERCE
- STOCK

PERFORMANCE

- EXCHANGE & TRADING
- OVERVIEW
- ANALYTICS
- WIDGETS NEW
- LAYOUTS
- SIDEBARS
- SKINS 42
- INTERFACE
- GRAPHS
- TABLES

Performance

Start / Performance

Browser Requests

Top-level page loads by logged in users in real web browsers. Also ajax.


181 ms

Average Response Time

2,365,787 request over 876 ms

118,280 request over 4,26 ms

NAME	RESPONSE TIME	THOUGHTPUT	CPU BURN
Browser	12917 ms	4891 rpm	63670 rpm
Public	92589 ms	77884 rpm	87543 rpm
Ajax	23663 ms	54731 rpm	66204 rpm
API	65348 ms	47228 rpm	90054 rpm
Googlebot	90706 ms	35024 rpm	44158 rpm
Raw	18136 ms	38794 rpm	20369 rpm
Feed	66972 ms	91742 rpm	39432 rpm
Other	10937 ms	54616 rpm	50124 rpm



23andMe
10
3
Robert Santore

NAVIGATION

- START
- FINANCIAL
- PROJECTS
- MONITOR
- SYSTEM
- ACTIVITY TEAM
- E-COMMERCE
- STOCK
- PERFORMANCE
- EXCHANGE & TRADING
- OVERVIEW**
- ANALYTICS
- WIDGETS NEW
- LAYOUTS
- SIDEBARS
- SKINS 42
- INTERFACE
- GRAPHS
- TABLES

Overview

Users 45

6

New Users

See More >

Support Tickets 12

91

New Tickets

See More >

Comments 3

245

New Comments

See More >

Orders 68

88

New Orders

See More >

VISITED

234 people Visited this Site.
This is 15% more than yesterday.

- 345 Visits
- 98 Unique Visitors
- 567 Page Views
- 1.77 Page / Visits
- 00:01:21 Avg Visit Duration
- 76.89 % Bounce Rate
- 34.81 % New Visits

View Full Statistics >

VISITOR CHART

SUMMARY

809 Total Visits
▲ 32% | +10

36 Unique Visits
▼ 3% | -3

297 External Visits
▼ 11% | -234

91 Impressions
▲ 79% | +118

Vital Stats


81 % Clicks 567

Comments

10 970 567

Reminders

DESCRIPTION	ACTION



23andMe
10
3
Robert Santore

NAVIGATION

- START
- FINANCIAL
- PROJECTS
- MONITOR
- SYSTEM
- ACTIVITY TEAM
- E-COMMERCE
- STOCK
- PERFORMANCE
- EXCHANGE & TRADING
- OVERVIEW

ANALYTICS

- WIDGETS NEW
- LAYOUTS
- SIDEBARS
- SKINS 42
- INTERFACE
- GRAPHS
- TABLES

Analytics

Start / Analytics

Viewers

Total Views

81,879

Unique Views

34,672

Max Cocurrent Views

8,879

Total Minutes Viewed

4,345,687

Average Duration

00:45:34

Last 7 Days
Live & Recorded
All Events
All Media
All Locations

[Download .CSV](#)

[Update Filters](#)

● Total Count ● Average Count

Devices


DEVICE	VIEWS	TOTAL VIEWS	UNIQUE VIEWS	TOTAL MINUTES	AVG DURATION
Desktop	86.3%	74135	83963	30812	07:04:00
Tablet	97.0%	30022	64551	68829	10:55:00
Mobile	79.3%	47076	96434	48493	02:38:00
Others	67.2%	24031	6743	11629	11:48:00
Connected TV	96.8%	78041	62204	31390	08:51:00

[Download .CSV](#)

Media Type

DEVICE	VIEWS	TOTAL VIEWS	UNIQUE VIEWS	TOTAL MINUTES	AVG DURATION
Recorded	59.4%	41710	69829	69222	03:29:00

[Download .CSV](#)



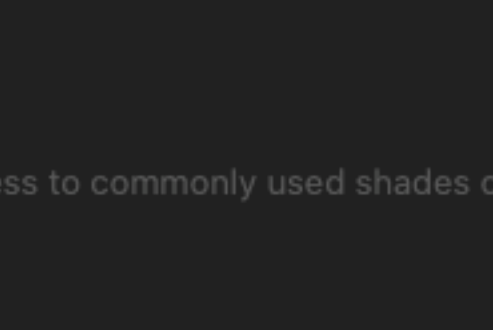
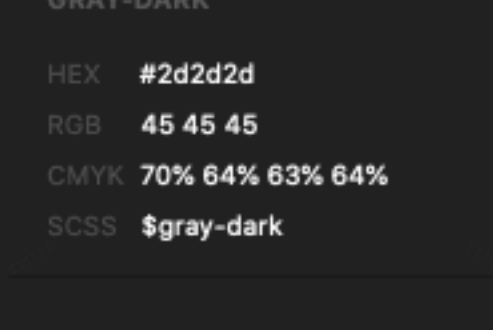

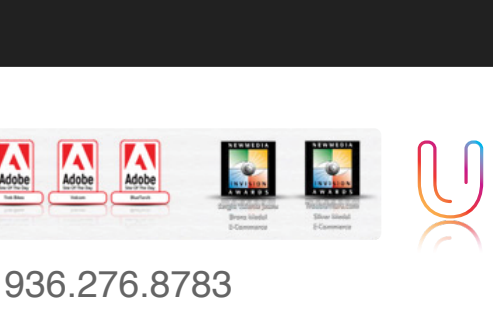
ROOT FOR YOUR ROOTS FIFA WORLD CUP 2018

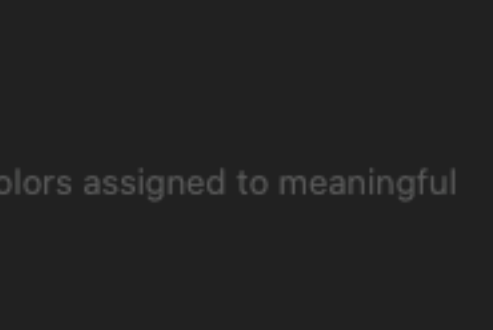
E. 23 AND ME: “DESIGN SYSTEM”: DESIGN & CODE



Grayscale

Grayscale colors provide quick access to commonly used shades of black while semantic include various colors assigned to meaningful contextual values.

			
GRAY-DARKER	GRAY-DARK	GRAY	GRAY-LIGHT
HEX #262626	HEX #2d2d2d	HEX #383838	HEX #444444
RGB 38, 38, 38	RGB 45 45 45	RGB 56 56 56	RGB 68 68 68
CMYK 71% 65% 64% 69%	CMYK 70% 64% 63% 64%	CMYK 69% 62% 61% 54%	CMYK 67% 60% 59% 33%
SCSS \$gray-darker	SCSS \$gray-dark	SCSS \$gray	SCSS \$gray-light


GRAY-LIGHTER
HEX #5c5c5c
RGB 92 92 92
CMYK 61% 54% 53% 26%
SCSS \$gray-lighter






Colors

- Grayscale
- Default
- Custom
- Typography
- Buttons
- Paginations & Pager
- Images & Thumbs
- Avatars
- Navbars
- Alerts
- Modals
- Progress Bars
- Badges & Labels
- Breadcrumbs
- Tabs & Pills
- Tooltips & Popovers
- List Groups
- Forms
- Tables
- Panels



Default Colors

Use any of these color variables as they are or reassign them to more meaningful variables for your project.

 <p>BRAND-PRIMARY</p> <p>HEX #2d99dc</p> <p>RGB 45 153 220</p> <p>CMYK 72% 29% 0% 0%</p> <p>SCSS \$brand-primary</p>	 <p>BRAND-INFO</p> <p>HEX #35bda8</p> <p>RGB 53 189 168</p> <p>CMYK 70% 0% 44% 0%</p> <p>SCSS \$brand-info</p>	 <p>BRAND-SUCCESS</p> <p>HEX #86b34d</p> <p>RGB 134 179 77</p> <p>CMYK 54% 9% 96% 0%</p> <p>SCSS \$brand-success</p>	 <p>BRAND-WARNING</p> <p>HEX #e66c40</p> <p>RGB 230 108 64</p> <p>CMYK 5% 70% 86% 0%</p> <p>SCSS \$brand-warning</p>
 <p>BRAND-DANGER</p> <p>HEX #cb3e4b</p> <p>RGB 203 62 75</p> <p>CMYK 14% 90% 70% 3%</p> <p>SCSS \$brand-danger</p>			

Colors

- Grayscale
- Default**
- Custom

Typography

Buttons

Paginations & Pager

Images & Thumbs

Avatars

Navbars

Alerts

Modals

Progress Bars

Badges & Labels

Breadcrumbs

Tabs & Pills

Tooltips & Popovers

List Groups

Forms













Tables

Panels



Custom Colors

Different colors used especially in charts, graphs and custom configurations for different buttons, panels, or sliders.

			
BRAND-CERULEAN	BRAND-CURIOS-BLUE	BRAND-ENDAVEOUR	BRAND-MINSK
HEX #08a5e1	HEX #08a5e1	HEX #0058a1	HEX #343286
RGB 8 165 225	RGB 42 136 197	RGB 0 88 161	RGB 51 50 134
CMYK 73% 20% 0% 0%	CMYK 79% 39% 0% 0%	CMYK 97% 74% 3% 0%	CMYK 98% 100% 9% 1%
SCSS \$brand-cerulean	SCSS \$brand-curious-blue	SCSS \$brand-endaveour	SCSS \$brand-minsk
			
BRAND-EMINENCE	BRAND-VIOLET-EGGPLANT	BRAND-MINT-FREEN	BRAND-AQUAMARINE
HEX #732c86	HEX #a82084	HEX #78fd9a	HEX #68fee0
RGB 115 44 134	RGB 168 32 132	RGB 120 253 154	RGB 104-254-224
CMYK 67% 100% 7% 1%	CMYK 37% 100% 7% 0%	CMYK 46% 0% 63% 0%	CMYK 46% 0% 26% 0%
SCSS \$brand-eminence	SCSS \$brand-violet-eggplant	SCSS \$brand-mint-green	SCSS \$brand-aquamarine
			
BRAND-MALIBU	BRAND-DODGER-BLUE	BRAND-HELIOOTROPE	BRAND-PERFUME
HEX #6bc1fd	HEX #5b73fc	HEX #a072fc	HEX #f384fc
RGB 107 193 253	RGB 91 115 253	RGB 53% 63% 0% 0%	RGB 243 132 252
CMYK 49% 13% 0% 0%	CMYK 73% 62% 0% 0%	CMYK (87%,65%,76%,87%)	CMYK 18% 53% 0% 0%
SCSS \$brand-malibu	SCSS \$brand-dodger-blue	SCSS \$brand-heliotrope	SCSS \$brand-perfume

Colors

Grayscale

Default

Custom

Typography

Buttons

Paginations & Pager

Images & Thumbs

Avatars

Navbars

Alerts

Modals

Progress Bars

Badges & Labels

Breadcrumbs

Tabs & Pills

Tooltips & Popovers

List Groups

Forms

Tables

Panels



Typography

Lead Body Copy

Make a paragraph stand out by adding `.lead`.

EXAMPLE

Vivamus sagittis lacus vel augue laoreet rutrum faucibus dolor auctor. Cras mattis consectetur purus sit amet fermentum. Cum sociis natoque penatibus et magnis dis parturient montes, nascetur ridiculus mus. Nulla vitae elit libero, a pharetra augue. Cras justo odio, dapibus ac facilisis in, egestas eget quam.

Body Copy

Bootstrap's global default `font-size` is 14px, with a line-height of 1.428. This is applied to the `<body>` and all paragraphs. In addition, `<p>` (paragraphs) receive a bottom margin of half their computed line-height (10px by default).

EXAMPLE

Nullam quis risus eget urna mollis ornare vel eu leo. Cum sociis natoque penatibus et magnis dis parturient montes, nascetur ridiculus mus. Nullam id dolor id nibh ultricies vehicula. Cum sociis natoque penatibus et magnis dis parturient montes, nascetur ridiculus mus. Donec ullamcorper nulla non metus auctor fringilla. Duis mollis, est non commodo luctus, nisi erat porttitor ligula, eget lacinia odio sem nec elit. Donec ullamcorper nulla non metus auctor fringilla. Maecenas sed diam eget risus varius blandit sit amet non magna. Donec id elit non mi porta gravida at eget metus. Duis mollis, est non commodo luctus, nisi erat porttitor ligula, eget lacinia odio sem nec elit.

Headings

All HTML headings, `<h1>` through `<h6>`, are available. `.h1` through `.h6` classes are also available, for when you want to match the font styling of a heading but still want your text to be displayed inline.

BASIC BODY

h1. Bootstrap heading

h2. Bootstrap heading

h3. Bootstrap heading

h4. Bootstrap heading

h5. Bootstrap heading

h6. Bootstrap heading

EXAMPLE WITH .SMALL CLASS

h1. Bootstrap heading Secondary text

h2. Bootstrap heading Secondary text

h3. Bootstrap heading Secondary text

h4. Bootstrap heading Secondary text

h5. Bootstrap heading Secondary text

h6. Bootstrap heading Secondary text

Colors

Grayscale

Default

Custom

Typography

Buttons

Paginations & Pager

Images & Thumbs

Avatars

Navbars

Alerts

Modals

Progress Bars

Badges & Labels

Breadcrumbs

Tabs & Pills

Tooltips & Popovers

List Groups

Forms

Tables

Panels



Example Page Header

Subtext for Header

HR Headers

Very good to use especially for headers in tablet or mobile. 3 examples below.

EXAMPLES

HR TEXT LEFT

HR TEXT CENTER

HR TEXT RIGHT

Display Headings

Traditional heading elements are designed to work best in the meat of your page content. When you need a heading to stand out, consider using a display heading - a larger, slightly more opinionated heading style.

EXAMPLES

Display 1

Display 2

Display 3

Display 4

Colors

Typography

Lead Body

Body

Headings

Page Header

HR Headers

Display Headings

Contextual Colors

Inline Body text

Descriptions

Blackquotes

Code

Buttons

Paginations & Pager

Images & Thumbs

Avatars

Navbars

Alerts

Modals

Progress Bars

Badges & Labels

Breadcrumbs

Tabs & Pills

Tooltips & Popovers

List Groups

Forms

Tables

Panels



Contextual colors

Convey meaning through color with a handful of emphasis utility classes. These may also be applied to links and will darken on hover just like our default link styles.

EXAMPLES DEFAULTS

This is an example of Muted Text.

This is an example of Normal Text.

This is an example of White Text.

This is an example of Primary Text.

This is an example of Success Text.

This is an example of Info Text.

This is an example of Warning Text.

This is an example of Danger Text.

EXAMPLES CUSTOM COLORS

This is an example of Cerulean Text.

This is an example of Curious Blue Text.

This is an example of Endaveour Text.

This is an example of Minsk Text.

This is an example of Eminence Text.

This is an example of Violet Eggplant Text.

This is an example of Mint Green Text.

This is an example of Aquamarine Text.

This is an example of Dodger Blue Text.

This is an example of Heliotrope Text.

This is an example of Perfume Text.

EXAMPLES GRAYS COLORS

This is an example of Gray Dark Text.

This is an example of Gray Text.

This is an example of Gray Light Text.

This is an example of Gray Lighter Text.

Inline Body Text

Marked Text: You can use the mark tag to **highlight** text.

Deleted Text: ~~This line of text is meant to be treated as deleted text.~~

Strikethrough Text: ~~This line of text is meant to be treated as no longer accurate.~~

Inserted Text: This line of text is meant to be treated as an addition to the document.

Underlined Text: This line of text will render as underlined

Small Text: This line of text is meant to be treated as fine print.

Bold Text: The following snippet of text is rendered as **bold text**.

Italics Text: The following snippet of text is *rendered as italicized text*.

Basic Abbreviation: An abbreviation of the word attribute is attr.

Initialism: HTML is the best thing since sliced bread.

Transform Classes: lowercase text. / UPPERCASED TEXT. / Capitalized Text.

Colors

Typography

Lead Body

Body

Headings

Page Header

HR Headers

Display Headings

Contextual Colors

Inline Body text

Descriptions

Blackquotes

Code

Buttons

Paginations & Pager

Images & Thumbs

Avatars

Navbars

Alerts

Modals

Progress Bars

Badges & Labels

Breadcrumbs

Tabs & Pills

Tooltips & Popovers

List Groups

Forms

Tables

Panels

Descriptions

Description lists

A description list is perfect for defining terms.

Euismod

Vestibulum id ligula porta felis euismod semper eget lacinia odio sem nec elit.

Donec id elit non mi porta gravida at eget metus.

Malesuada porta

Etiam porta sem malesuada magna mollis euismod.

Description lists

A description list is perfect for defining terms.

Euismod

Vestibulum id ligula porta felis euismod semper eget lacinia odio sem nec elit.

Donec id elit non mi porta gravida at eget metus.

Malesuada porta

Etiam porta sem malesuada magna mollis euismod.

Felis euismod semper ...

Fusce dapibus, tellus ac cursus commodo, tortor mauris condimentum nibh, ut fermentum massa justo sit amet risus.

Colors

Typography

Lead Body

Body

Headings

Page Header

HR Headers

Display Headings

Contextual Colors

Inline Body text

Descriptions

Blackquotes

Code

Buttons

Paginations & Pager

Images & Thumbs

Avatars

Navbars

Alerts

Modals

Progress Bars

Badges & Labels

Breadcrumbs

Tabs & Pills

Tooltips & Popovers

List Groups

Forms

Tables

Panels

Blackquotes

Lorem ipsum dolor sit amet, consectetur adipiscing elit. Integer posuere erat a ante.

Lorem ipsum dolor sit amet, consectetur adipiscing elit. Integer posuere erat a ante.

— Someone famous in *Source Title*

Lorem ipsum dolor sit amet, consectetur adipiscing elit. Integer posuere erat a ante.

Someone famous in *Source Title* —

Code

```
<p>Donec sed odio dui. Duis mollis, est non commodo luctus, nisi erat porttitor ligula, eget lacina a odio sem nec elit. Cras mattis consectetur purus sit amet fermentum. Donec ullamcorper nulla non metus auctor fringilla.</p>
```

To switch directories, type `cd` followed by the name of the directory. To edit settings, press `ctrl + ,`

INLINE

For example, `<section>` should be wrapped as inline.

This text is meant to be treated as sample output from a computer program.

VARIABLES

$y = mx + b$



Buttons


Colors Options

Use any of the available button classes to quickly create a styled button.


EXAMPLES DEFAULT



EXAMPLES CUSTOM COLORS



EXAMPLES GRAY COLORS



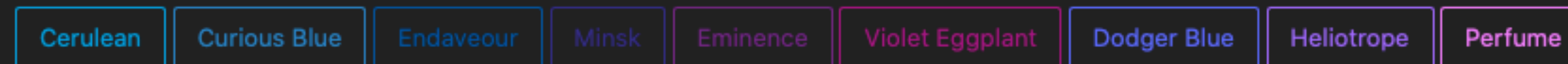
Colors Outline Options

To an existing button, add the class `.btn-outline`

EXAMPLES DEFAULT OUTLINE



EXAMPLES CUSTOM COLORS OUTLINE



Sizes

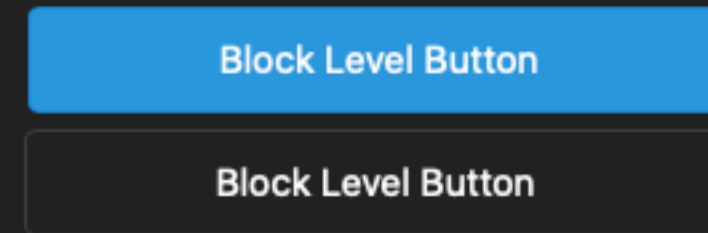
Fancy larger or smaller buttons? Add `.btn-lg`, `.btn-sm`, or `.btn-xs` for additional sizes.

EXAMPLES



Create block level buttons—those that span the full width of a parent— by adding `.btn-block`.

EXAMPLES



Colors

Typography

Buttons

- Colors Options
- Colors Outline Options
- Sizes
- Active States
- Buttons Groups
- Buttons Dropdowns
- Button with Icons
- Button Button.js

Paginations & Pager

Images & Thumbs

Avatars

Navbars

Alerts

Modals

Progress Bars

Badges & Labels

Breadcrumbs

Tabs & Pills

Tooltips & Popovers

List Groups

Forms

Tables

Panels



Active States

Buttons will appear pressed (with a darker background, darker border, and inset shadow) when active. For `<button>` elements, this is done via `:active`. For `<a>` elements, it's done with `.active`. However, you may use `.active` on `<buttons>`s (and include the `aria-pressed="true"` attribute) should you need to replicate the active state programmatically.

Button Element

No need to add `.active` as it's a pseudo-class, but if you need to force the same appearance, go ahead and add `.active`.

EXAMPLES



Anchor Element

Add the `.active` class to `<a>` buttons.

EXAMPLES



Disabled State

Add the `disabled` attribute to `<button>` buttons..

EXAMPLES



Buttons Groups

Group a series of buttons together on a single line with the `button group`. Add on optional JavaScript radio and checkbox style behavior with our `buttons plugin`.

Sizing

Instead of applying button sizing classes to every button in a group, just add `.btn-group-*` to each `.btn-group`, including when nesting multiple groups..

EXAMPLES



Justified Button Groups

Make a group of buttons stretch at equal sizes to span the entire width of its parent. Also works with button dropdowns within the button group.

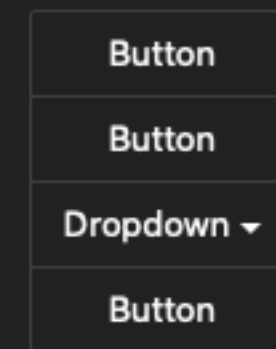
EXAMPLES



Vertical Variation

Make a set of buttons appear vertically stacked rather than horizontally. Split button dropdowns are not supported here.

EXAMPLE



Colors

Typography

Buttons

Colors Options

Colors Outline Options

Sizes

Active States

Buttons Groups

Buttons Dropdowns

Button with Icons

Button Button.js

Paginations & Pager

Images & Thumbs

Avatars

Navbars

Alerts

Modals

Progress Bars

Badges & Labels

Breadcrumbs

Tabs & Pills

Tooltips & Popovers

List Groups

Forms

Tables

Panels

Basic Example

Wrap a series of buttons with `.btn` in `.btn-group`.

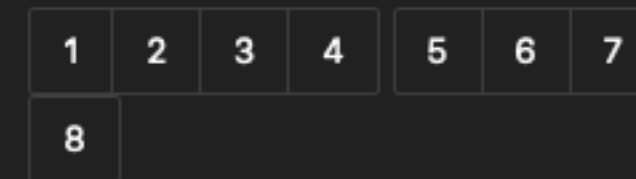
EXAMPLES



Button Toolbar

Combine sets of `<div class="btn-group">` into a `<div class="btn-toolbar">` for more complex components.

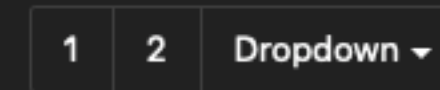
EXAMPLES



Nesting

Place a `.btn-group` within another `.btn-group` when you want dropdown menus mixed with a series of buttons.

EXAMPLES



Button Dropdowns

Use any button to trigger a dropdown menu by placing it within a `.btn-group` and providing the proper menu markup.

Single Button

Turn a button into a dropdown toggle with some basic markup changes.

EXAMPLES



Split Button

Similarly, create split button dropdowns with the same markup changes, only with a separate button.

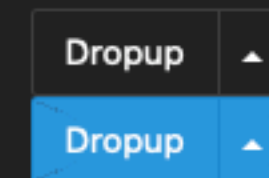
EXAMPLES



Dropup Variation

Trigger dropdown menus above elements by adding `.dropup` to the parent.

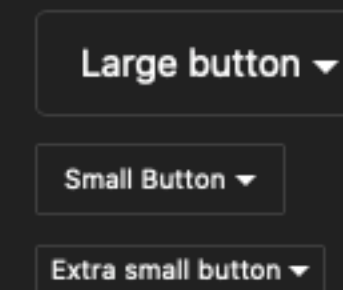
EXAMPLES



Sizing

Button dropdowns work with buttons of all sizes.

EXAMPLES




Button with Icons

Add button in class next to the text `<i class="fa fa-fw fa-gear">`

Toolbar Only with Icons

EXAMPLE



Buttons Only Icons

EXAMPLE



Buttons with Icons

EXAMPLE



Colors

Typography

Buttons

Colors Options

Colors Outline Options

Sizes

Active States

Buttons Groups

Buttons Dropdowns

Button with Icons

Button Button.js

Paginations & Pager

Images & Thumbs

Avatars

Navbars

Alerts

Modals

Progress Bars

Badges & Labels

Breadcrumbs

Tabs & Pills

Tooltips & Popovers

List Groups

Forms

Tables


Panels

Button with Icons

Add button in class next to the text `<i class="fa fa-fw fa-gear">`

Toolbar Only with Icons

EXAMPLE



Buttons Only Icons

EXAMPLE



Buttons with Icons

EXAMPLE



Colors

Typography

Buttons

Colors Options

Colors Outline Options

Sizes

Active States

Buttons Groups

Buttons Dropdowns

Button with Icons

Button Button.js

Paginations & Pager

Images & Thumbs

Avatars

Navbars

Alerts

Modals

Progress Bars

Badges & Labels

Breadcrumbs

Tabs & Pills

Tooltips & Popovers

List Groups

Forms

Tables

Panels



Buttons button.js

Do more with buttons. Control button states or create groups of buttons for more components like toolbars.

Checkbox / Radio

Add `data-toggle="buttons"` to a `.btn-group` containing checkbox or radio inputs to enable toggling in their respective styles.

EXAMPLES CHECKBOXES

Checkbox 1	Checkbox 2
Checkbox 3	
Checkbox 1	Checkbox 2
Checkbox 3	
Checkbox 1	Checkbox 2
Checkbox 3	
Checkbox 1	Checkbox 2
Checkbox 3	
Checkbox 1	Checkbox 2
Checkbox 3	
Checkbox 1	Checkbox 2
Checkbox 3	
Checkbox 1	Checkbox 2
Checkbox 3	
Checkbox 1	Checkbox 2
Checkbox 3	

EXAMPLES RADIO

Radio 1	Radio 2	
Radio 3		
Radio 1	Radio 2	
Radio 3		
☰	☳	☶

Colors

Typography

Buttons

Colors Options

Colors Outline Options

Sizes

Active States

Buttons Groups

Buttons Dropdowns

Button with Icons

Button Button.js

Paginations & Pager

Images & Thumbs

Avatars

Navbars

Alerts

Modals

Progress Bars

Badges & Labels

Breadcrumbs

Tabs & Pills

Tooltips & Popovers

List Groups

Forms

Tables

Panels



Paginations & Pager

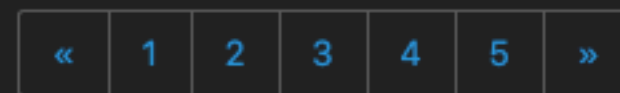
Pagination

Provide pagination links for your site or app with the multi-page pagination component, or the simpler pager alternative.

Default Pagination

Simple pagination inspired by Rdio, great for apps and search results. The large block is hard to miss, easily scalable, and provides large click areas.

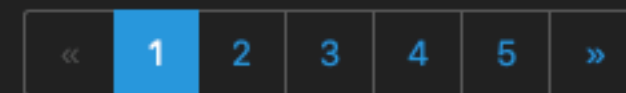
EXAMPLE



Disabled and Active States

Links are customizable for different circumstances. Use `.disabled` for unclickable links and `.active` to indicate the current page.

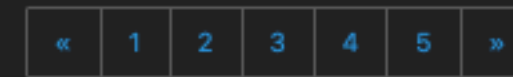
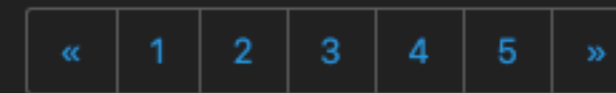
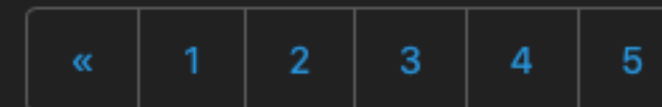
EXAMPLE



Sizing

Fancy larger or smaller pagination? Add `.pagination-lg` or `.pagination-sm` for additional sizes.

EXAMPLE



Pager

Quick previous and next links for simple pagination implementations with light markup and styles. It's great for simple sites like blogs or magazines.

Default Pager

By default, the pager centers links.

EXAMPLE



Aligned Links

Alternatively, you can align each link to the sides:

EXAMPLE



Optional Disabled State

Pager links also use the general `.disabled` utility class from the pagination.

EXAMPLE



Colors

Typography

Buttons

Paginations & Pager

Pagination

Pager

Images & Thumbs

Avatars

Navbars

Alerts

Modals

Progress Bars

Badges & Labels

Breadcrumbs

Tabs & Pills

Tooltips & Popovers

List Groups

Forms

Tables

Panels

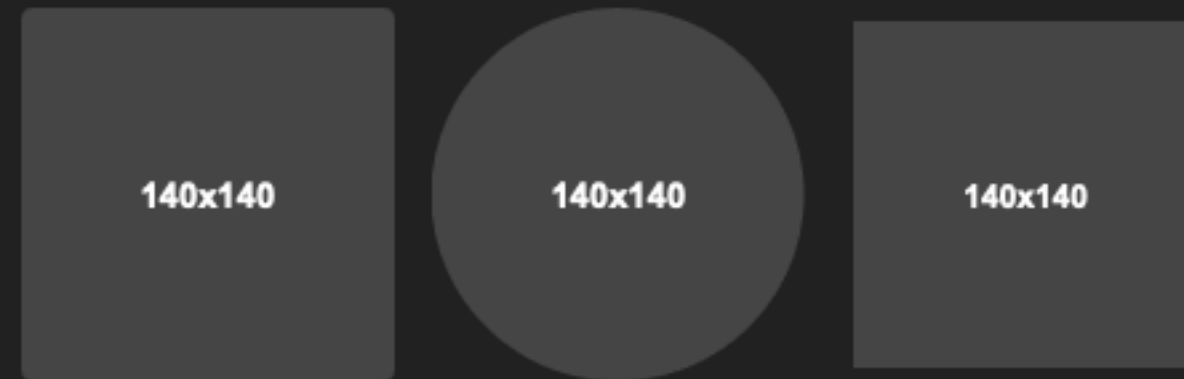


Images & Thumbs

Images Shapes

Add classes to an `` element to easily style images in any project.

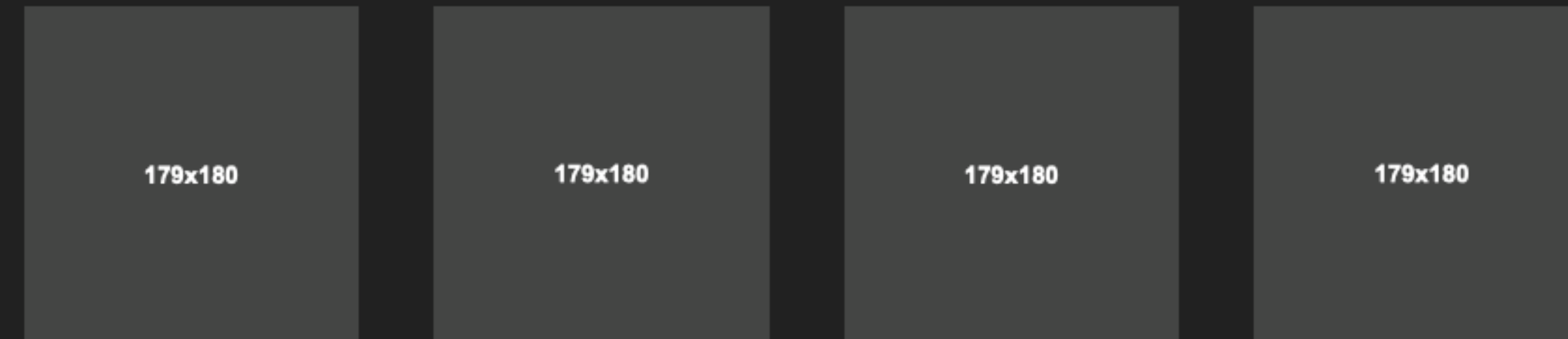
EXAMPLES



Thumbnails

Extend Bootstrap's grid system with the thumbnail component to easily display grids of images, videos, text, and more. If you're looking for Pinterest-like presentation of thumbnails of varying heights and/or widths, you'll need to use a third-party plugin such as Masonry, Isotope, or Salvatore.

EXAMPLES



- Colors
- Typography
- Buttons
- Paginations & Pager
- Images & Thumbs**
 - Images Shapes
 - Thumbnails
 - Custom Content
 - Jumbotron
- Avatars
- Navbars
- Alerts
- Modals
- Progress Bars
- Badges & Labels
- Breadcrumbs
- Tabs & Pills
- Tooltips & Popovers
- List Groups
- Forms
- Tables
- Panels

Custom Content

With a bit of extra markup, it's possible to add any kind of HTML content like headings, paragraphs, or buttons into thumbnails.

EXAMPLES

250x200	250x200	250x200
<p>Thumbnail Label</p> <p>Cras justo odio, dapibus ac facilisis in, egestas eget quam. Donec id elit non mi porta gravida at eget metus. Nullam id dolor id nibh ultricies vehicula ut id elit.</p> <p><input type="button" value="Accept"/> <input type="button" value="Cancel"/></p>	<p>Thumbnail Label</p> <p>Cras justo odio, dapibus ac facilisis in, egestas eget quam. Donec id elit non mi porta gravida at eget metus. Nullam id dolor id nibh ultricies vehicula ut id elit.</p> <p><input type="button" value="Accept"/> <input type="button" value="Cancel"/></p>	<p>Thumbnail Label</p> <p>Cras justo odio, dapibus ac facilisis in, egestas eget quam. Donec id elit non mi porta gravida at eget metus. Nullam id dolor id nibh ultricies vehicula ut id elit.</p> <p><input type="button" value="Accept"/> <input type="button" value="Cancel"/></p>

- Colors
- Typography
- Buttons
- Paginations & Pager
- Images & Thumbs**
- Images Shapes
- Thumbnails
- Custom Content**
- Jumbotron
- Avatars
- Navbars
- Alerts
- Modals
- Progress Bars
- Badges & Labels
- Breadcrumbs
- Tabs & Pills
- Tooltips & Popovers
- List Groups
- Forms
- Tables
- Panels

Thumbnails

A lightweight, flexible component that can optionally extend the entire viewport to showcase key content on your site. To make the jumbotron full width, and without rounded corners, place it outside all `.containers` and instead add a `.container` within.

EXAMPLE

Hello, World!

This is a simple hero unit, a simple jumbotron-style component for calling extra attention to featured content or information.

[Learn More](#)

Colors

Typography

Buttons

Paginations & Pager

Images & Thumbs

Images Shapes

Thumbnails

Custom Content

Jumbotron

Avatars

Navbars

Alerts

Modals

Progress Bars

Badges & Labels

Breadcrumbs

Tabs & Pills

Tooltips & Popovers

List Groups

Forms

Tables

Panels



- Colors
- Typography
- Buttons
- Paginations & Pager
- Images & Thumbs
- Avatars**
- Navbars
- Alerts
- Modals
- Progress Bars
- Badges & Labels
- Breadcrumbs
- Tabs & Pills
- Tooltips & Popovers
- List Groups
- Forms
- Tables
- Panels

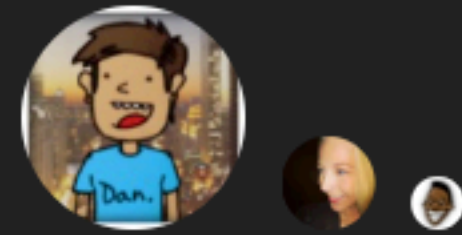
Avatars

They are often used within the dashboard. Practically - on each sub-page is available. It should be familiar with the existing options.

Sizes

There are versions available default, that is `avatar`, large `avatar avatar-lg` & small `avatar avatar-sm`


EXAMPLES



Status Icon with Label

Just add the class label `3`


EXAMPLES



Mixed Status with Label

Just add the class label `3` & `<i class="avatar-status bg-danger avatar-status-bottom">`


EXAMPLES



Status Top Icon

You can add as: Available `avatar-status bg-success` or Away `bg-warning`, Busy `bg-danger` etc.

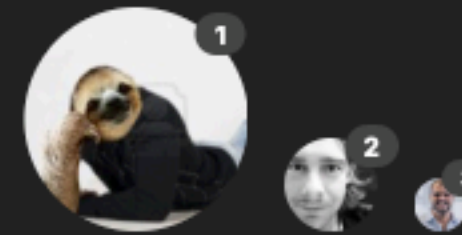
EXAMPLES



Status Icon with Badge

Just add the class label `3`


EXAMPLES



Icon Avatar

Just add the class label `<i class='avatar-content fa fa-user'>`

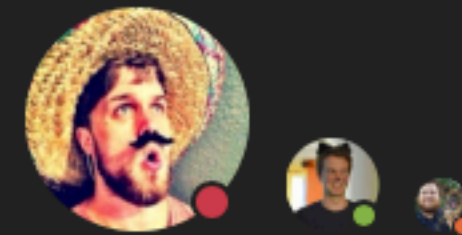
EXAMPLES



Status Bottom Icon

Simply add the class `avatar-status-bottom` for example: `<i class="avatar-status bg-success avatar-status-bottom">`

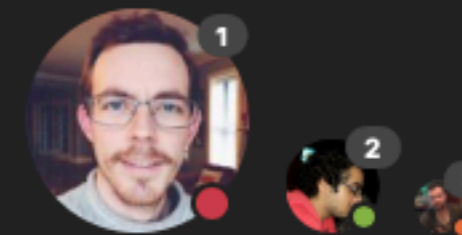
EXAMPLES



Mixed Status with Badge

Just add the class label `3` & `<i class="avatar-status bg-danger avatar-status-bottom">`

EXAMPLES



Text Avatar

Just add the class label `<i class='avatar-content fa fa-user'>`

EXAMPLES



Navbars

Default Navbar

Navbars are responsive meta components that serve as navigation headers for your application or site. They begin collapsed (and are toggleable) in mobile views and become horizontal as the available viewport width increases.

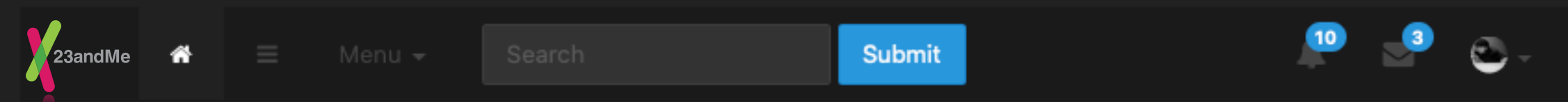
EXAMPLE



Inverted Navbar

Modify the look of the navbar by adding `.navbar-inverse`.

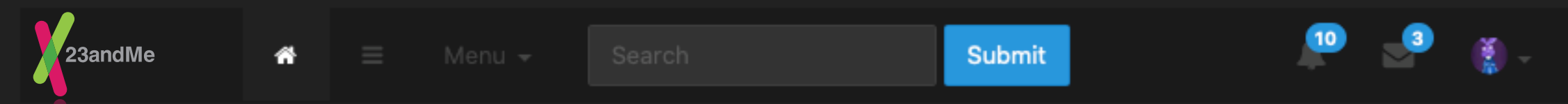
EXAMPLE



Brand Image

Replace the navbar brand with your own image by swapping the text for an ``. Since the `.navbar-brand` has its own padding and height, you may need to override some CSS depending on your image.

EXAMPLE



Forms

Place form content within `.navbar-form` for proper vertical alignment and collapsed behavior in narrow viewports. Use the alignment options to decide where it resides within the navbar content. As a heads up, `.navbar-form` shares much of its code with `.form-inline` via mixin. Some form controls, like input groups, may require fixed widths to be show up properly within a navbar.

Colors

Typography

Buttons

Paginations & Pager

Images & Thumbs

Avatars

Navbars

Default Navbar

Inverted Navbar

Brand Image

Forms

Buttons

Text

Non-Nav-Links

Component Alignment

Fixed to Top, Bottom, Static

Alerts

Modals

Progress Bars

Badges & Labels

Breadcrumbs

Tabs & Pills

Tooltips & Popovers

List Groups

Forms


Tables

Panels

Forms

Place form content within `.navbar-form` for proper vertical alignment and collapsed behavior in narrow viewports. Use the alignment options to decide where it resides within the navbar content. As a heads up, `.navbar-form` shares much of its code with `.form-inline` via mixin. Some form controls, like input groups, may require fixed widths to be show up properly within a navbar.


EXAMPLE



Buttons

Add the `.navbar-btn` class to `<button>` elements not residing in a `<form>` to vertically center them in the navbar.


EXAMPLE



Text

Wrap strings of text in an element with `.navbar-text`, usually on a `<p>` tag for proper leading and color.


EXAMPLE



Non-Nav Links

For folks using standard links that are not within the regular navbar navigation component, use the `.navbar-link` class to add the proper colors for the default and inverse navbar options.

EXAMPLE



Colors

Typography

Buttons

Paginations & Pager

Images & Thumbs

Avatars

Navbars

Default Navbar

Inverted Navbar

Brand Image

Forms

Buttons

Text

Non-Nav-Links

Component Alignment

Fixed to Top, Bottom, Static

Alerts

Modals

Progress Bars

Badges & Labels

Breadcrumbs

Tabs & Pills

Tooltips & Popovers

List Groups

Forms


Tables

Panels

Buttons

Add the `.navbar-btn` class to `<button>` elements not residing in a `<form>` to vertically center them in the navbar.


EXAMPLE



Text

Wrap strings of text in an element with `.navbar-text`, usually on a `<p>` tag for proper leading and color.


EXAMPLE



Non-Nav Links

For folks using standard links that are not within the regular navbar navigation component, use the `.navbar-link` class to add the proper colors for the default and inverse navbar options.

EXAMPLE



Component Alignment

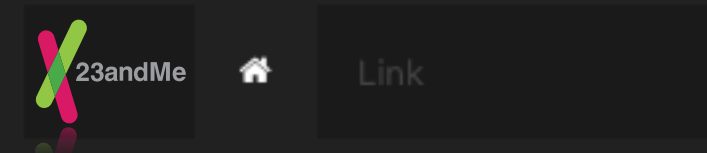
Align nav links, forms, buttons, or text, using the `.navbar-left` or `.navbar-right` utility classes. Both classes will add a CSS float in the specified direction. For example, to align nav links, put them in a separate `` with the respective utility class applied.

These classes are mixin-ed versions of `.pull-left` and `.pull-right`, but they're scoped to media queries for easier handling of navbar components across device sizes.

Fixed to Top

Add `.navbar-fixed-top` and include a `.container` or `.container-fluid` to center and pad navbar content.

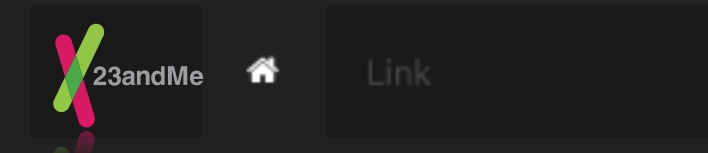
EXAMPLE



Fixed Bottom

Add `.navbar-fixed-bottom` and include a `.container` or `.container-fluid` to center and pad navbar content.

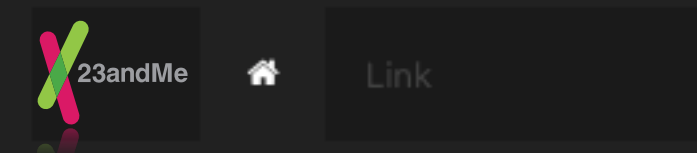
EXAMPLE



Static Top

Create a full-width navbar that scrolls away with the page by adding `.navbar-static-top` and include a `.container` or `.container-fluid` to center and pad navbar content.

EXAMPLE



- Colors
- Typography
- Buttons
- Paginations & Pager
- Images & Thumbs
- Avatars
- Navbars**
 - Default Navbar
 - Inverted Navbar
 - Brand Image
 - Forms
- Buttons**
 - Text
 - Non-Nav-Links
 - Component Alignment
 - Fixed to Top, Bottom, Static
- Alerts
- Modals
- Progress Bars
- Badges & Labels
- Breadcrumbs
- Tabs & Pills
- Tooltips & Popovers
- List Groups
- Forms
- Tables
- Panels



Alerts

Provide contextual feedback messages for typical user actions with the handful of available and flexible alert messages.

Examples

Wrap any text and an optional dismiss button in `.alert` and one of the four contextual classes (e.g., `.alert-success`) for basic alert messages.

EXAMPLES

Well Done! You successfully read this important alert message.

Heads Up! This alert needs your attention, but it's not super important.

Warning! Better check yourself, you're not looking too good.

Oh Snap! Change a few things up and try submitting again.

Well Done! You successfully read this important alert message.

Heads Up! This alert needs your attention, but it's not super important.

Warning! Better check yourself, you're not looking too good.

Oh Snap! Change a few things up and try submitting again.

Dismissible Alerts

Build on any alert by adding an optional `.alert-dismissible` and close button.

EXAMPLES

Well Done! You successfully read this important alert message. ✕

Heads Up! This alert needs your attention, but it's not super important. ✕

Warning! Better check yourself, you're not looking too good. ✕

Oh Snap! Change a few things up and try submitting again. ✕

Well Done! You successfully read this important alert message. ✕

Heads Up! This alert needs your attention, but it's not super important. ✕

Warning! Better check yourself, you're not looking too good. ✕

Oh Snap! Change a few things up and try submitting again. ✕

Colors

Typography

Buttons

Paginations & Pager

Images & Thumbs

Avatars

Navbars

Alerts

Examples

With Simple Icon

Alerts with Header & Buttons

Alerts with Header & Buttons v2

Modals

Progress Bars

Badges & Labels

Breadcrumbs

Tabs & Pills

Tooltips & Popovers

List Groups

Forms

Tables

Panels



With Simple Icon

EXAMPLES

✓ **Well Done!** You successfully read this important alert message.

i **Heads Up!** This alert needs your attention, but it's not super important.

! **Warning!** Better check yourself, you're not looking too good.

✗ **Oh Snap!** Change a few things up and try submitting again.

With Alternative Icon

EXAMPLES

✓ **Well Done!** You successfully read this important alert message.

i **Heads Up!** This alert needs your attention, but it's not super important.

! **Warning!** Better check yourself, you're not looking too good.

✗ **Oh Snap!** Change a few things up and try submitting again.

Colors

Typography

Buttons

Paginations & Pager

Images & Thumbs

Avatars

Navbars

Alerts

Examples

With Simple Icon

Alerts with Header & Buttons

Alerts with Header & Buttons v2

Modals

Progress Bars

Badges & Labels

Breadcrumbs

Tabs & Pills

Tooltips & Popovers

List Groups

Forms

Tables

Panels



Alerts with Header & Buttons

EXAMPLES

Well Done! ✕
 You successfully read this important alert message.
 Take this Action Cancel


Heads Up! ✕
 This alert needs your attention, but it's not super important.
 Take this Action Cancel


Warning! ✕
 Better check yourself, you're not looking too good.
 Take this Action Cancel


Oh Snap! ✕
 Change a few things up and try submitting again.
 Take this Action Cancel


Alerts with Icons, Header & Buttons

EXAMPLES

 **Well Done!**
 You successfully read this important alert message.
 Take this Action Cancel

 **Heads Up!**
 This alert needs your attention, but it's not super important.
 Take this Action Cancel

 **Warning!**
 Better check yourself, you're not looking too good.
 Take this Action Cancel

 **Oh Snap!**
 Change a few things up and try submitting again.
 Take this Action Cancel

Colors

Typography

Buttons

Paginations & Pager

Images & Thumbs

Avatars

Navbars

Alerts

Examples

With Simple Icon

Alerts with Header & Buttons

Alerts with Header & Buttons v2

Modals

Progress Bars

Badges & Labels

Breadcrumbs

Tabs & Pills


Tooltips & Popovers

List Groups

Forms

Tables

Panels



Alerts with Header & Buttons v2

EXAMPLES

Well Done! ✕

You successfully read this important alert message.

[Take this Action](#) [Cancel](#)

Heads Up! ✕

This alert needs your attention, but it's not super important.

[Take this Action](#) [Cancel](#)

Warning! ✕

Better check yourself, you're not looking too good.

[Take this Action](#) [Cancel](#)


Oh Snap! ✕

Change a few things up and try submitting again.

[Take this Action](#) [Cancel](#)


Alerts with Icons, Header & Buttons v2

EXAMPLES

 **Well Done!**


You successfully read this important alert message.

[Take this Action](#) [Cancel](#)

 **Heads Up!**


This alert needs your attention, but it's not super important.

[Take this Action](#) [Cancel](#)

 **Warning!**

Better check yourself, you're not looking too good.

[Take this Action](#) [Cancel](#)

 **Oh Snap!**

Change a few things up and try submitting again.

[Take this Action](#) [Cancel](#)

Colors

Typography

Buttons

Paginations & Pager

Images & Thumbs

Avatars

Navbars

Alerts

Examples

With Simple Icon

Alerts with Header & Buttons

Alerts with Header & Buttons v2

Modals

Progress Bars

Badges & Labels

Breadcrumbs

Tabs & Pills

Tooltips & Popovers

List Groups

Forms

Tables

Panels



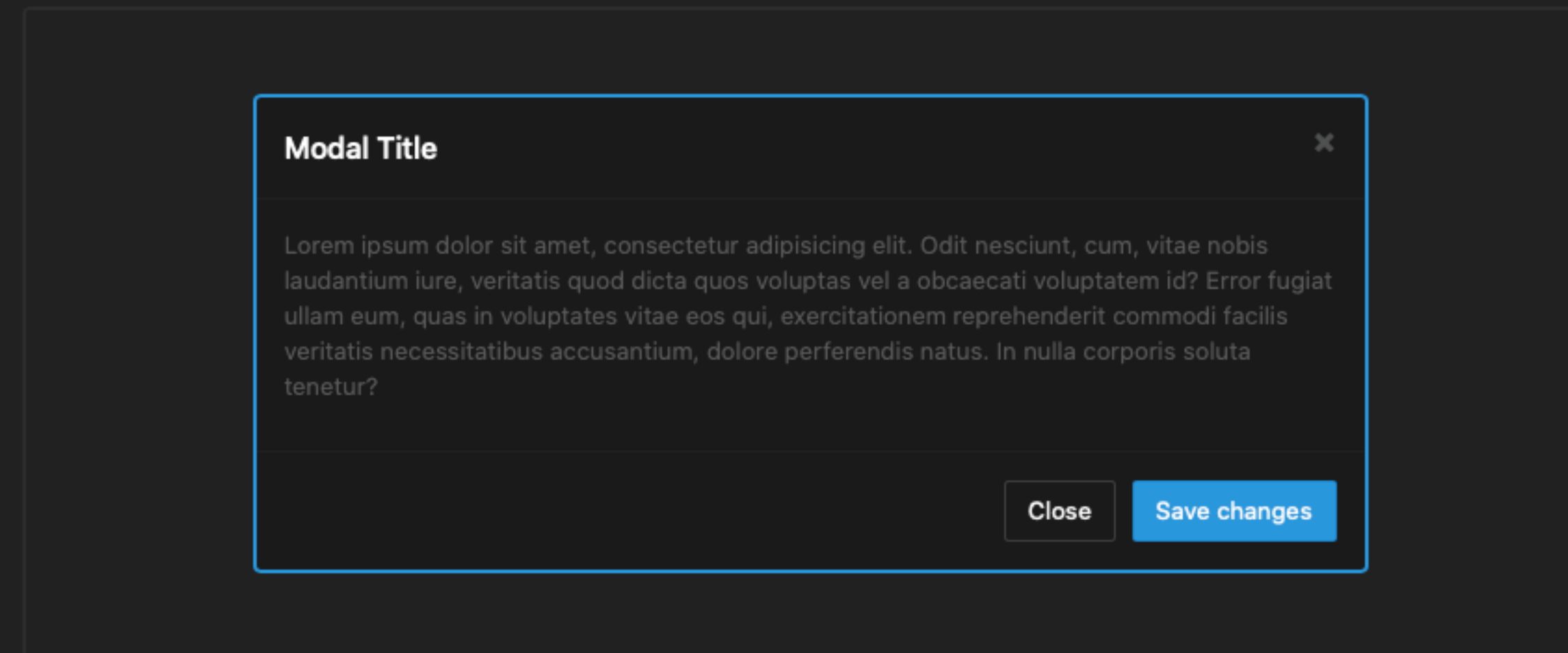
Modals

Modals are streamlined, but flexible, dialog prompts with the minimum required functionality and smart defaults..

Static Example

A rendered modal with header, body, and set of actions in the footer.

EXAMPLE



Colors

Typography

Buttons

Paginations & Pager

Images & Thumbs

Avatars

Navbars

Alerts

Modals

Progress Bars

Badges & Labels

Breadcrumbs

Tabs & Pills

Tooltips & Popovers

List Groups

Forms

Tables

Panels



Live Demo

Toggle a modal via JavaScript by clicking the button below. It will slide down and fade in from the top of the page.

Launch Demo Modal

Optional Sizes

Modals have two optional sizes, available via modifier classes to be placed on a `.modal-dialog`.

Large modal

Small modal

Using the Grid System

To take advantage of the Bootstrap grid system within a modal, just nest `.rows` within the `.modal-body` and then use the normal grid system classes.

Launch Demo Modal

- Colors
- Typography
- Buttons
- Paginations & Pager
- Images & Thumbs
- Avatars
- Navbars
- Alerts
- Modals**
- Progress Bars
- Badges & Labels
- Breadcrumbs
- Tabs & Pills
- Tooltips & Popovers
- List Groups
- Forms
- Tables
- Panels

Progress Bars

Provide up-to-date feedback on the progress of a workflow or action with simple yet flexible progress bars.

Basic Example

Default progress bar.

EXAMPLE



With Label

Remove the `` with `.sr-only` class from within the progress bar to show a visible percentage.


EXAMPLE



Minimal Width

To ensure that the label text remains legible even for low percentages, consider adding a `min-width` to the progress bar.

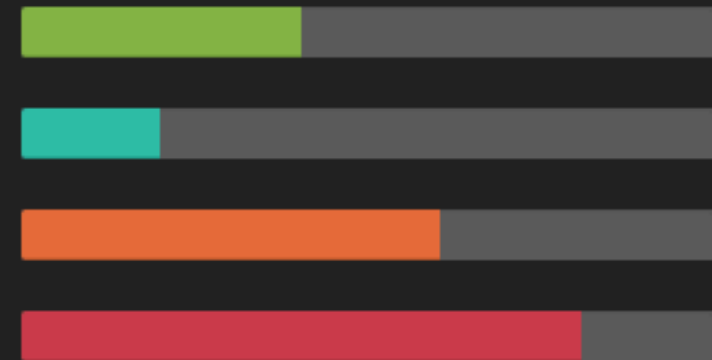
EXAMPLE



Contextual Alternatives

Progress bars use some of the same button and alert classes for consistent styles.

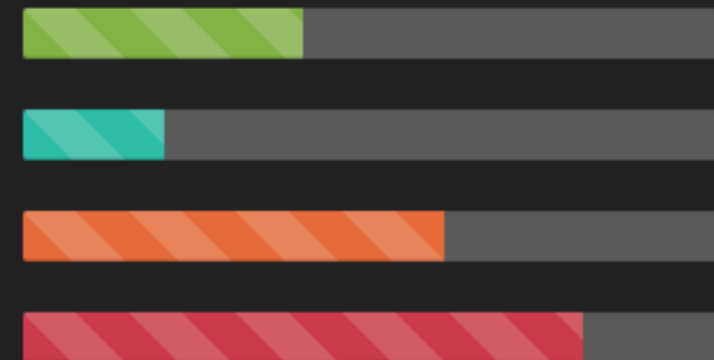
EXAMPLE



Striped

Uses a gradient to create a striped effect. Not available in IE9 and below.

EXAMPLE



Animated

Add `.active` to `.progress-bar-striped` to animate the stripes right to left. Not available in IE9 and below.

EXAMPLE



Stacked

Place multiple bars into the same `.progress` to stack them.


EXAMPLE



Slim 3px Version

Add `.h-3` to `.progress-bar`.


EXAMPLE



Slim 6px Version

Add `.h-6` to `.progress-bar`.


EXAMPLE



Slim 9px Version

Add `.h-9` to `.progress-bar`.

EXAMPLE



Badges & Labels

Badges

Easily highlight new or unread items by adding a `` to links, Bootstrap navs, and more.

Default Examples

To already existing class `.badge` add an additional class `.badge-success`

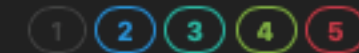
EXAMPLES



Outlines Examples

To already existing class `.badge` add an additional class `.badge-outline`

EXAMPLES



Badges Inside Button & Link

Easily highlight new or unread items by adding a `` to links, Bootstrap navs, and more.

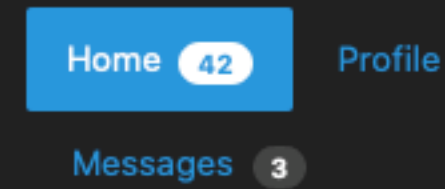
EXAMPLES



Adapts to Active Nav States

Built-in styles are included for placing badges in active states in pill navigations.

EXAMPLES



Badges with Icons

To already existing class `.badge` add an additional class `.badge-with-icon`


EXAMPLES



Badges Status with Avatar

For avatar control class is `.avatar-status` & position `.avatar-top` or `.avatar-bottom`.

EXAMPLES



Labels

Available Colors Variations

To already existing class `.label` add an additional class `.label-success`

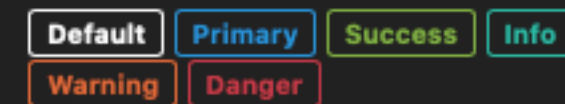
EXAMPLES



Outlines Examples

To already existing class `.label` add an additional class `.label-outline`

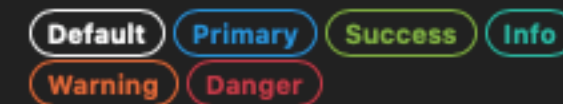
EXAMPLES



Labels Pills

To already existing class `.label` add an additional class `.label-pill`

EXAMPLES



- Colors
- Typography
- Buttons
- Paginations & Pager
- Images & Thumbs
- Avatars
- Navbars
- Alerts
- Modals
- Progress Bars
- Badges & Labels**
- Badges
- Labels
- Breadcrumbs
- Tabs & Pills
- Tooltips & Popovers
- List Groups
- Forms
- Tables
- Panels

Headers with Label

If you add to the `.h1` to `.h6` then you get the result as below. Just add the ``

.h1 Example Heading New

.h2 Example Heading New

.h3 Example Heading New

.h4 Example Heading New

.h5 Example Heading New

.h6 Example Heading New

Breadcrumbs

Indicate the current page's location within a navigational hierarchy.

Basic Elements

Separators are automatically added in CSS through `:before` and `content`.

EXAMPLES

Home

Home / Library

Home / Library / Data


With Icon(s)

Instead of text, add icon with a set of Font Awesome: `<i class="fa fa-home">`

EXAMPLES



 / Library

 / Library / Data

- Colors
- Typography
- Buttons
- Paginations & Pager
- Images & Thumbs
- Avatars
- Navbars
- Alerts
- Modals
- Progress Bars
- Badges & Labels**
 - Badges
 - Labels**
- Breadcrumbs
- Tabs & Pills
- Tooltips & Popovers
- List Groups
- Forms
- Tables
- Panels



Without Background

To an existing class `<ol class="breadcrumb">` add class `.no-bg`.

EXAMPLES

Home

[Home](#) / [Library](#)

[Home](#) / [Library](#) / [Data](#)

- Colors
- Typography
- Buttons
- Paginations & Pager
- Images & Thumbs
- Avatars
- Navbars
- Alerts
- Modals
- Progress Bars
- Badges & Labels
- Breadcrumbs**
- Tabs & Pills
- Tooltips & Popovers
- List Groups
- Forms
- Tables
- Panels



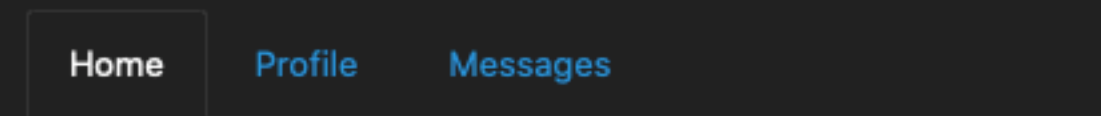
Tabs & Pills

Navs available in Bootstrap have shared markup, starting with the base `.nav` class, as well as shared states. Swap modifier classes to switch between each style.

Tabs

Note the `.nav-tabs` class requires the `.nav` base class.


EXAMPLE



Tabs Justified

Easily make tabs or pills equal widths of their parent at screens wider than 768px with `.nav-justified`. On smaller screens, the nav links are stacked.

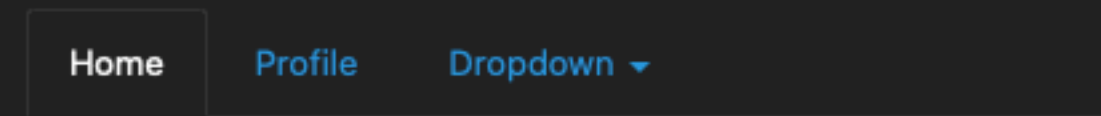
EXAMPLES



Tabs with Dropdowns

Add dropdown menus with a little extra HTML and the dropdowns JavaScript plugin.

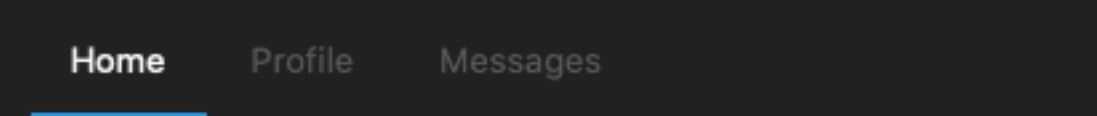
EXAMPLE



Tabs Alternative

Add dropdown menus with a little extra HTML and the dropdowns JavaScript plugin.


EXAMPLE



Pills

Take that same HTML, but use `.nav-pills` instead:


EXAMPLE



Pills Justified

Easily make tabs or pills equal widths of their parent at screens wider than 768px with `.nav-justified`. On smaller screens, the nav links are stacked.

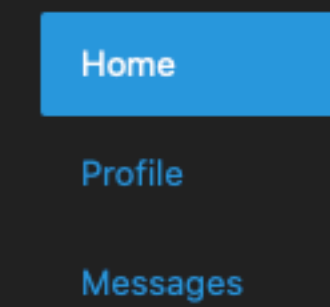
EXAMPLES



Pills Stacked

Pills are also vertically stackable. Just add `.nav-stacked`.

EXAMPLE



Colors

Typography

Buttons

Paginations & Pager

Images & Thumbs

Avatars

Navbars

Alerts

Modals

Progress Bars

Badges & Labels

Breadcrumbs

Tabs & Pills

Tabs

Pills

Tooltips & Popovers

List Groups

Forms

Tables

Panels



Disabled Links

For any nav component (tabs or pills), add `.disabled` for gray links and no hover effects.

EXAMPLES

Disabled Profile Messages

Pills with Dropdowns

Add dropdown menus with a little extra HTML and the dropdowns JavaScript plugin.

EXAMPLES

Disabled Profile Dropdown ▾

Tooltips & Popovers

Tooltips tooltip.js

Inspired by the excellent `jQuery.tipsy` plugin written by Jason Frame; Tooltips are an updated version, which don't rely on images, use CSS3 for animations, and data-attributes for local title storage. Tooltips with zero-length titles are never displayed.

EXAMPLE

Tight pants next level keffiyeh you probably haven't heard of them. Photo booth beard raw denim letterpress vegan messenger bag stumptown. Farm-to-table seitan, mcsweeney's fixie sustainable quinoa 8-bit american apparel have a terry richardson vinyl chambray. Beard stumptown, cardigans banh mi lomo thundercats. Tofu biodiesel williamsburg marfa, four loko mcsweeney's cleanse vegan chambray. A really ironic artisan whatever keytar, scenester farm-to-table banksy Austin twitter handle freegan cred raw denim single-origin coffee viral.

Static Tooltip

Four options are available: top, right, bottom, and left aligned.

EXAMPLE

Tooltip on the left

Tooltip on the top

Tooltip on the bottom

Tooltip on the right

Colors

Typography

Buttons

Paginations & Pager

Images & Thumbs

Avatars

Navbars

Alerts

Modals

Progress Bars

Badges & Labels

Breadcrumbs

Tabs & Pills

 Tabs

 Pills

 Tooltips & Popovers

 List Groups

 Forms

 Tables


 Panels



Color Versions

All 22 colors are available. Just to add to the `.tooltip-inner` class `.bg-primary`

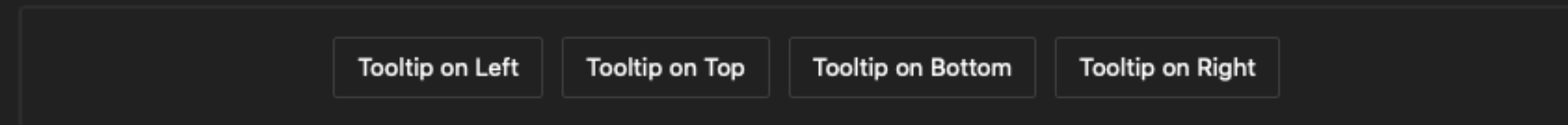
EXAMPLE



Four Directions

Four options are available: top, right, bottom, and left aligned.

EXAMPLE



- Colors
- Typography
- Buttons
- Paginations & Pager
- Images & Thumbs
- Avatars
- Navbars
- Alerts
- Modals
- Progress Bars
- Badges & Labels
- Breadcrumbs
- Tabs & Pills
- Tooltips & Popovers**
 - Tooltips**
 - Popovers
- List Groups
- Forms
- Tables
- Panels



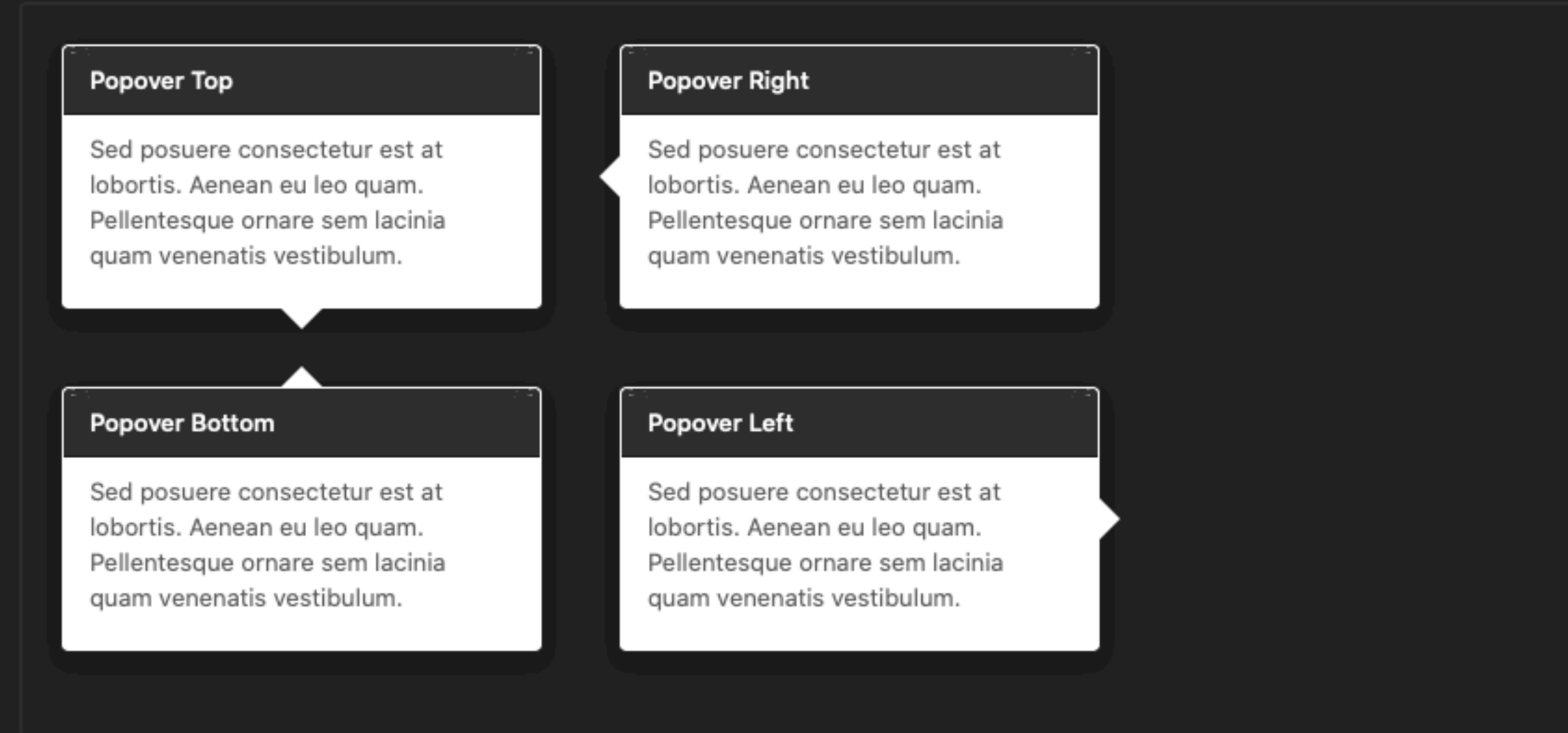
Popovers popover.js

Add small overlays of content, like those on the iPad, to any element for housing secondary information. Popovers whose both title and content are zero-length are never displayed.

Static Popover

Four options are available: top, right, bottom, and left aligned.

EXAMPLES



The examples show four different popover alignments:

- Popover Top:** A white box with a black title bar and a black arrow pointing down to the target.
- Popover Right:** A white box with a black title bar and a black arrow pointing left to the target.
- Popover Bottom:** A white box with a black title bar and a black arrow pointing up to the target.
- Popover Left:** A white box with a black title bar and a black arrow pointing right to the target.

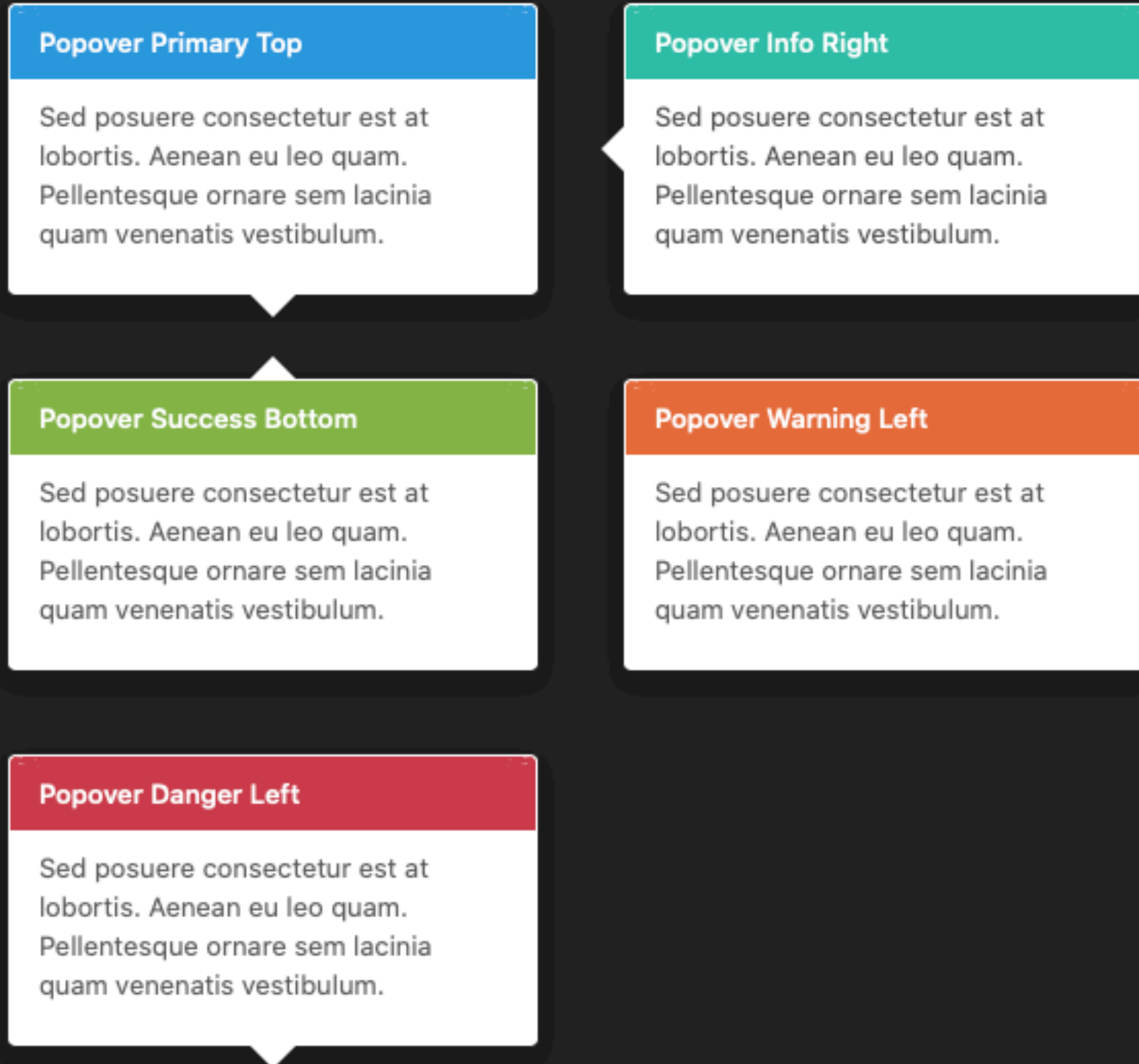
Each popover contains the text: "Sed posuere consectetur est at lobortis. Aenean eu leo quam. Pellentesque ornare sem lacinia quam venenatis vestibulum."

- Colors
- Typography
- Buttons
- Paginations & Pager
- Images & Thumbs
- Avatars
- Navbars
- Alerts
- Modals
- Progress Bars
- Badges & Labels
- Breadcrumbs
- Tabs & Pills
- Tooltips & Popovers**
- Popovers**
- Tooltips
- List Groups
- Forms
- Tables
- Panels



Color Versions

All 22 colors are available. Just to add to the `.popover` class `.b-primary`



Popover Primary Top
Sed posuere consectetur est at lobortis. Aenean eu leo quam. Pellentesque ornare sem lacinia quam venenatis vestibulum.

Popover Info Right
Sed posuere consectetur est at lobortis. Aenean eu leo quam. Pellentesque ornare sem lacinia quam venenatis vestibulum.

Popover Success Bottom
Sed posuere consectetur est at lobortis. Aenean eu leo quam. Pellentesque ornare sem lacinia quam venenatis vestibulum.

Popover Warning Left
Sed posuere consectetur est at lobortis. Aenean eu leo quam. Pellentesque ornare sem lacinia quam venenatis vestibulum.

Popover Danger Left
Sed posuere consectetur est at lobortis. Aenean eu leo quam. Pellentesque ornare sem lacinia quam venenatis vestibulum.

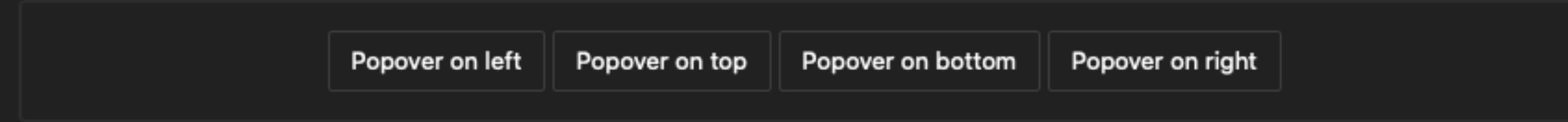
- Colors
- Typography
- Buttons
- Paginations & Pager
- Images & Thumbs
- Avatars
- Navbars
- Alerts
- Modals
- Progress Bars
- Badges & Labels
- Breadcrumbs
- Tabs & Pills
- Tooltips & Popovers**
 - Tooltips
 - Popovers**
- List Groups
- Forms
- Tables
- Panels



Four Directions

Four options are available: top, right, bottom, and left aligned.

EXAMPLE



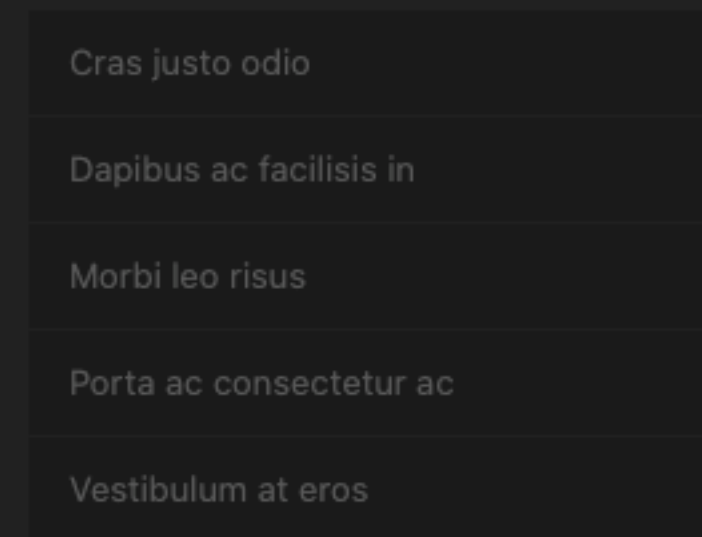
List Groups

List groups are a flexible and powerful component for displaying not only simple lists of elements, but complex ones with custom content.

Basic Example

The most basic list group is simply an unordered list with list items, and the proper classes. Build upon it with the options that follow, or your own CSS as needed.

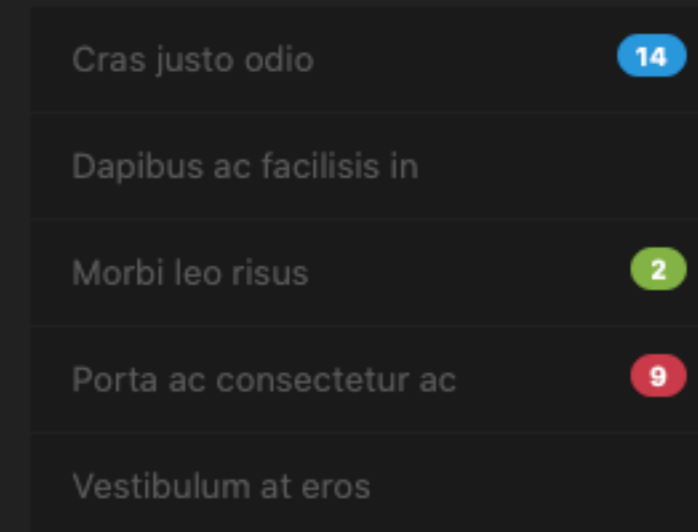
EXAMPLE



Badges

Add the badges component to any list group item and it will automatically be positioned on the right.

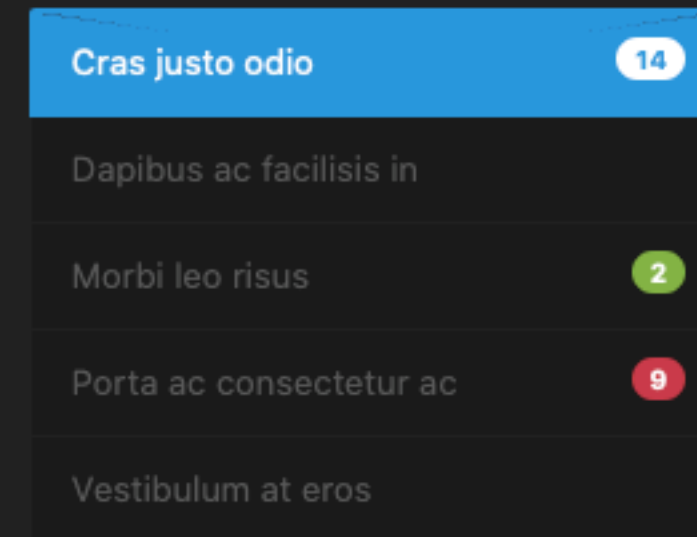
EXAMPLE



Linked Items

Linkify list group items by using anchor tags instead of list items (that also means a parent `<div>` instead of an ``). No need for individual parents around each element.

EXAMPLE



- Colors
- Typography
- Buttons
- Paginations & Pager
- Images & Thumbs
- Avatars
- Navbars
- Alerts
- Modals
- Progress Bars
- Badges & Labels
- Breadcrumbs
- Tabs & Pills
- Tooltips & Popovers**
- Tooltips
- Popovers**
- List Groups
- Forms
- Tables
- Panels

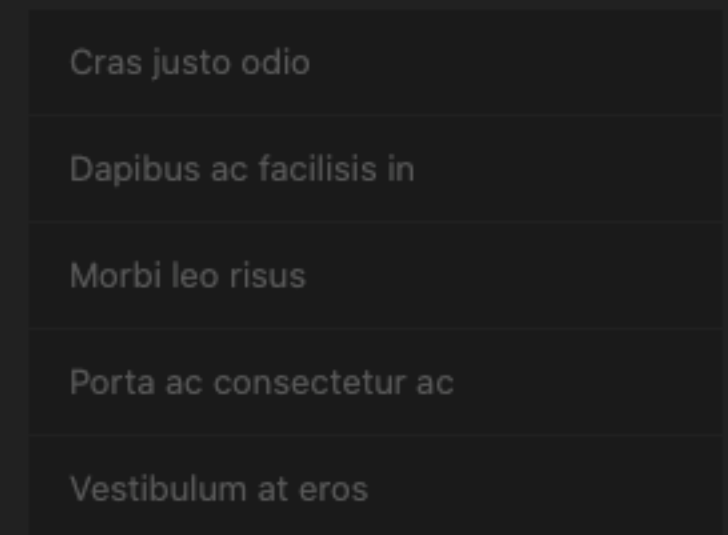


Button Items

List group items may be buttons instead of list items (that also means a parent `<div>` instead of an ``). No need for individual parents around each element.

Don't use the standard `.btn` classes here.

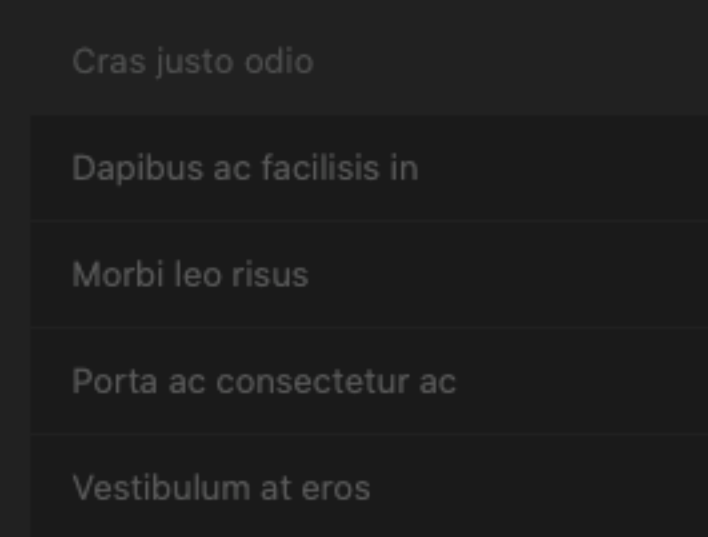
EXAMPLE



Disabled Items

Add `.disabled` to a `.list-group-item` to gray it out to appear disabled.

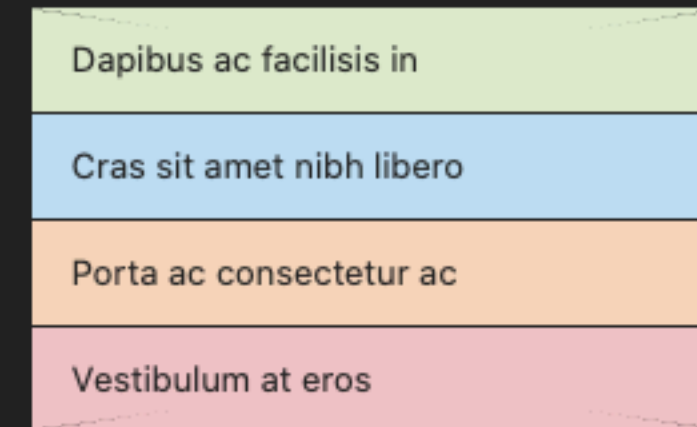
EXAMPLE



Contextual Classes

Use contextual classes to style list items, default or linked. Also includes `.active state`.

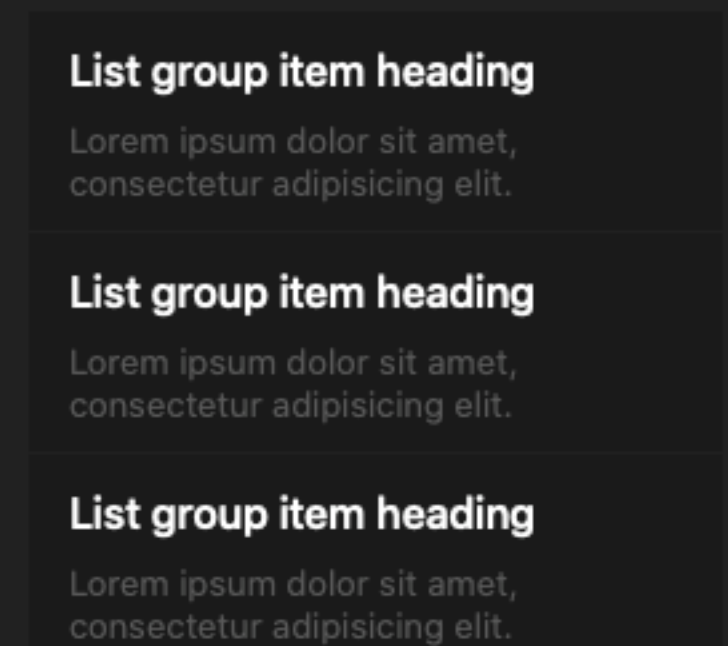
EXAMPLE



Custom Content

Add nearly any HTML within, even for linked list groups like the one below.

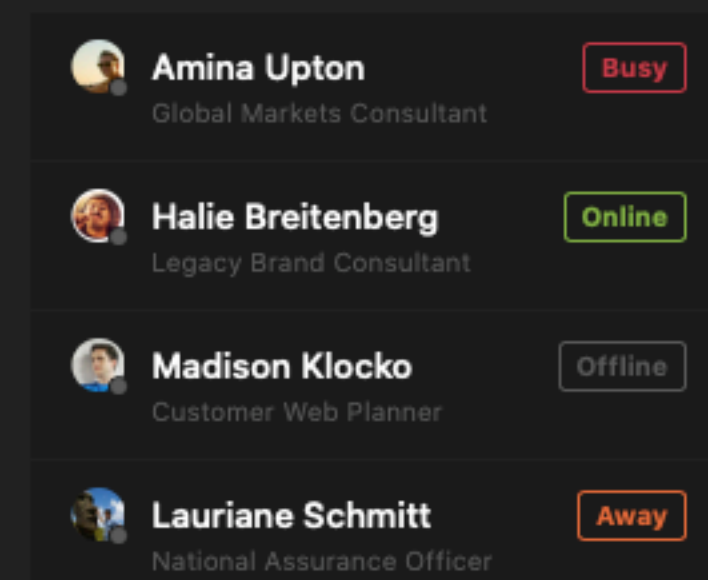
EXAMPLE



Custom Content - Users Media

Just add the `<div class="media">`

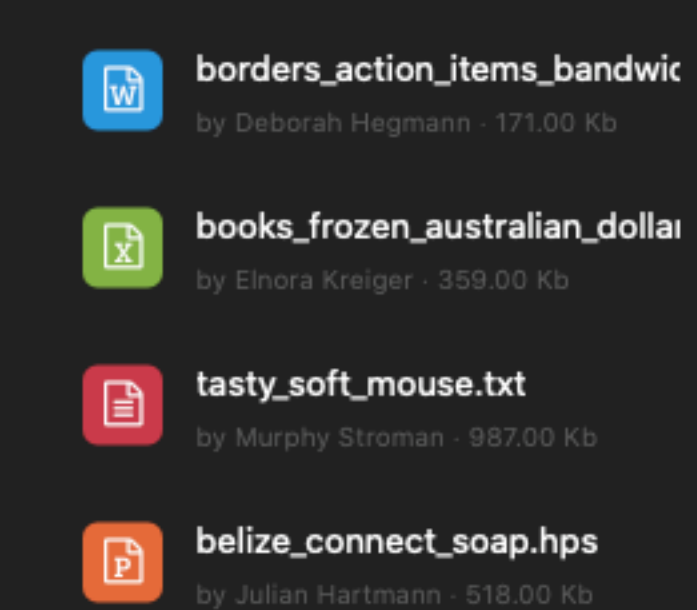
EXAMPLE



Custom Content - Files Media

Another example with Files. Just add the `<div class="media">`

EXAMPLE



- Colors
- Typography
- Buttons
- Paginations & Pager
- Images & Thumbs
- Avatars
- Navbars
- Alerts
- Modals
- Progress Bars
- Badges & Labels
- Breadcrumbs
- Tabs & Pills
- Tooltips & Popovers

List Groups

- Basic Example
- Button Items
- Custom Content

- Forms
- Tables
- Panels

Custom Content

Add nearly any HTML within, even for linked list groups like the one below.

EXAMPLE

List group item heading

Lorem ipsum dolor sit amet, consectetur adipisicing elit.

List group item heading

Lorem ipsum dolor sit amet, consectetur adipisicing elit.





List group item heading

Lorem ipsum dolor sit amet, consectetur adipisicing elit.

Custom Content - Users Media

Just add the `<div class="media">`

EXAMPLE





	Amina Upton Global Markets Consultant	Busy
	Halie Breitenberg Legacy Brand Consultant	Online
	Madison Klocko Customer Web Planner	Offline
	Lauriane Schmitt National Assurance Officer	Away

Custom Content - Files Media

Another example with Files. Just add the

`<div class="media">`

EXAMPLE

	borders_action_items_bandwic by Deborah Hegmann - 171.00 Kb
	books_frozen_australian_dollar by Elnora Kreiger - 359.00 Kb
	tasty_soft_mouse.txt by Murphy Stroman - 987.00 Kb
	belize_connect_soap.hps by Julian Hartmann - 518.00 Kb

- Colors
- Typography
- Buttons
- Paginations & Pager
- Images & Thumbs
- Avatars
- Navbars
- Alerts
- Modals
- Progress Bars
- Badges & Labels
- Breadcrumbs
- Tabs & Pills
- Tooltips & Popovers
- List Groups**
 - Basic Example
 - Button Items
 - Custom Content**
- Forms
- Tables
- Panels

Forms

Individual form controls automatically receive some global styling. All textual input, textarea, and select elements with `.form-control` are set to width: 100%; by default. Wrap labels and controls in `.form-group` for optimum spacing.

Basic Elements

Individual form controls automatically receive some global styling.

EXAMPLES

Normal
Input

Help Text

A block of help text that breaks onto a new line and may extend beyond one line.

Placeholder

Disabled
Input

Textarea

Static
Control

email@example.com

Colors

Typography

Buttons

Paginations & Pager

Images & Thumbs

Avatars

Navbars

Alerts

Modals

Progress Bars

Badges & Labels

Breadcrumbs

Tabs & Pills

Tooltips & Popovers

List Groups

Forms

Basic Elements

Checkboxes & Radios

Sizing

Form Elements Options

Validation States

Tables

Panels



Checkboxes & Radios

Checkboxes are for selecting one or several options in a list, while radios are for selecting one option from many.

EXAMPLES

- Checkboxes & Radios**
- Option one is this and that—be sure to include why it's great
 - Option two is disabled
 - Option one is this and that—be sure to include why it's great
 - Option two can be something else and selecting it will deselect option one
 - Option three is disabled

- Inline Checkboxes**
- One
 - Two
 - Three
 - One
 - Two
 - Three

Select

Multiple Select

- 1
- 2
- 3
- 4

- Checkboxes with Helpers**
- Checkbox with Success**
 - Checkbox with Warning**
 - Checkbox with Error**

Colors

Typography

Buttons

Paginations & Pager

Images & Thumbs

Avatars

Navbars

Alerts

Modals

Progress Bars

Badges & Labels

Breadcrumbs

Tabs & Pills

Tooltips & Popovers

List Groups

Forms

Basic Elements

Checkboxes & Radios

Sizing

Form Elements Options

Validation States

Tables

Panels



Sizing

Add the relative form sizing classes to the `.input-group` itself and contents within will automatically resize

EXAMPLES

Column Sizing	<code>.col-xs-4</code>	<code>.col-xs-4</code>	<code>.col-xs-4</code>
Large Label	Large Input...		
Default Label	Default Input...		
Small Label	Small Input...		

Form Elements Options

Extend form controls by adding text or buttons before, after, or on both sides of any text-based input

BASIC EXAMPLES

@ Username...	Radio...
.00	Checkbox...
\$.00	\$ Icon...

BASIC EXAMPLES

Go! Search for...

Search for... Go!

WITH DROPDOWNS

Action ▾


Action ▾

SEGMENTED BUTTONS

Action ▾

Action ▾

- Colors
- Typography
- Buttons
- Paginations & Pager
- Images & Thumbs
- Avatars
- Navbars
- Alerts
- Modals
- Progress Bars
- Badges & Labels
- Breadcrumbs
- Tabs & Pills
- Tooltips & Popovers
- List Groups
- Forms**
 - Basic Elements
 - Checkboxes & Radios
 - Sizing**
 - Form Elements Options
 - Validation States
- Tables
- Panels



Validation States

To use, add `.has-warning`, `.has-error`, or `.has-success` to the parent element.

VALIDATION STATES

Input with Success

Input with Warning

Input with Error

VALIDATION STATES WITH ICONS

Input group with Success

Input group with Warning

Input group with Error

Colors

Typography

Buttons

Paginations & Pager

Images & Thumbs

Avatars

Navbars

Alerts

Modals

Progress Bars

Badges & Labels

Breadcrumbs

Tabs & Pills

Tooltips & Popovers

List Groups

Forms

Basic Elements

Checkboxes & Radios

Sizing

Form Elements Options

Validation States

Tables

Panels







Tables

It may seem super redundant, but given the widespread use of tables for other plugins like calendars and date pickers, we've opted to isolate our custom table styles.

Basic Example

For styling—light padding and only horizontal dividers—add the base class `.table` to any table.

PROJECT	DEADLINE	LEADER + TEAM	BUDGET	STATUS	ACTIONS
Intelligent Fresh Towels Kerluke and Sons	Wednesday Overdue	 Tomas Bailey Hauck Inc	\$ 100.00 Paid	○ payment	Action ▾
Awesome Fresh Cheese Bauch, Hettinger and Kutch	Thursday In 6 Days	 Virgie Lehner Zieme - Durgan	\$ 581.00 Paid	○ withdrawal	Action ▾
Unbranded Fresh Table West - Kessler	Thursday In 6 Days	 Garrett Brown Hackett Inc	\$ 341.00 Paid	○ withdrawal	Action ▾
Small Steel Car Lowe, Kilback and Bernier	Friday In 6 Days	 Katelynn Braun Smitham, Kuvalis and Hessel	\$ 680.00 Paid	○ withdrawal	Action ▾

Striped Example

Use `.table-striped` to add zebra-striping to any table row within the `tbody`

#	FIRST NAME	LAST NAME	E-MAIL	NICK	ROLE
1	Thea	Lehner	Retha_Kilback15@yahoo.com	Jeanie31	LIASON
2	Bridget	Nienow	Ali63@hotmail.com	Vernice3	DESIGNER
3	Chloe	Grimes	Franco_Huels33@yahoo.com	Carmela82	ASSISTANT
4	Don	Schiller	Dorris1@hotmail.com	Misael90	PLANNER

- Colors
- Typography
- Buttons
- Paginations & Pager
- Images & Thumbs
- Avatars
- Navbars
- Alerts
- Modals
- Progress Bars
- Badges & Labels
- Breadcrumbs
- Tabs & Pills
- Tooltips & Popovers
- List Groups
- Forms
- Tables**
- Basic Example
- Striped Example
- Hover Example
- Bordered Example
- Condensed Example
- Responsive Example
- Contextual Example
- Panels

Hover Example

Add `.table-hover` to enable a hover state on table rows within a `tbody`

#	PRODUCT NAME	STATS	LAST MONTH
1	Handcrafted Wooden Computer	5,3,9,6,5,9,7,3,5,2	▼ 27.87%
2	Sleek Granite Keyboard	5,3,2,-1,-3,-2,2,3,5,2	▲ 54.09%
3	Unbranded Metal Hat	0,-3,-6,-4,-5,-4,-7,-3,-5,-2	▼ 0.17%
4	Intelligent Steel Keyboard	5,3,2,-1,-3,-2,2,3,5,2	▲ 100.98%

Bordered Example

Add `.table-bordered` for borders on all sides of the table and cells.


TICKET	COMPLETION	CREATE	DEADLINE	ACTIONS
Horizontal content-based model	<div style="width: 75%;"><div style="width: 75%;"></div></div>	June 15, Thursday, 2015	January 28, Thursday, 2016	📄 ✕
Managed hybrid success	<div style="width: 60%;"><div style="width: 60%;"></div></div>	March 15, Wednesday, 2015	November 28, Tuesday, 2016	📄 ✕
Front-line background functionalities	<div style="width: 85%;"><div style="width: 85%;"></div></div>	December 15, Monday, 2015	March 28, Friday, 2016	📄 ✕
Advanced national challenge	<div style="width: 20%;"><div style="width: 20%;"></div></div>	April 15, Wednesday, 2015	March 28, Monday, 2016	📄 ✕

Condensed Example

Add `.table-condensed` to make tables more compact by cutting cell padding in half.

#	NAME	PRICE	DATE
Invoice #0717	Javon Lakin	\$ 49.00	April 15, Wednesday, 2015
Invoice #7635	Erling Lubowitz	\$ 737.00	December 15, Saturday, 2015
Invoice #6718	Rachel Pfeffer	\$ 385.00	March 15, Sunday, 2015
Invoice #9395	Keagan Ferry	\$ 477.00	November 15, Saturday, 2015

- Colors
- Typography
- Buttons
- Paginations & Pager
- Images & Thumbs
- Avatars
- Navbars
- Alerts
- Modals
- Progress Bars
- Badges & Labels
- Breadcrumbs
- Tabs & Pills
- Tooltips & Popovers
- List Groups
- Forms
- Tables**
- Basic Example
- Striped Example
- Hover Example**
- Bordered Example
- Condensed Example
- Responsive Example
- Contextual Example
- Panels



Responsive Example

Create responsive tables by wrapping any `.table` in `.table-responsive` to make them scroll horizontally on small devices (under 768px).

ID	NAME	AMOUNT	PAYMENT
#5417	Ethelyn Lesch	\$ 569.00	withdrawal
#4780	Arlene Lowe	\$ 527.00	payment
#7940	Brooks Green	\$ 204.00	payment
#9534	Laisha Gislason	\$ 752.00	payment

Contextual Example

Use contextual classes to color table rows or individual cells.

INVOICE	NAME	DATE	PRICE	STATUS	COUNTRY
#5101	Baylee Collins	April 15, Monday, 2015	\$ 953.00	CHECKING ACCOUNT	Guatemala
#7186	Harry Kihn	May 15, Wednesday, 2015	\$ 593.00	AUTO LOAN ACCOUNT	Peru
#8569	Landen Schneider	November 15, Thursday, 2015	\$ 662.00	SAVINGS ACCOUNT	Saint Barthelemy
#3148	Joanne Schamberger	November 15, Thursday, 2015	\$ 455.00	SAVINGS ACCOUNT	Nicaragua
#9354	Orlando Gottlieb	November 15, Thursday, 2015	\$ 593.00	SAVINGS ACCOUNT	Central African Republic
#5020	Elna Hyatt	August 15, Thursday, 2015	\$ 851.00	SAVINGS ACCOUNT	Madagascar
#8566	Kayley Frami	May 15, Saturday, 2015	\$ 551.00	CREDIT CARD ACCOUNT	Lesotho
#4035	Cary Heathcote	June 15, Wednesday, 2015	\$ 385.00	CHECKING ACCOUNT	Guadeloupe
#6125	Nathan Bogisich	September 15, Saturday, 2015	\$ 676.00	MONEY MARKET ACCOUNT	Hungary

- Colors
- Typography
- Buttons
- Paginations & Pager
- Images & Thumbs
- Avatars
- Navbars
- Alerts
- Modals
- Progress Bars
- Badges & Labels
- Breadcrumbs
- Tabs & Pills
- Tooltips & Popovers
- List Groups
- Forms
- Tables**
 - Basic Example
 - Striped Example
 - Hover Example
 - Bordered Example
 - Condensed Example
 - Responsive Example**
 - Contextual Example
- Panels

Panels

PANEL WITH BORDER PRIMARY

Panel with Border Primary

Lorem ipsum dolor sit amet, consectetur adipisicing elit. Sapiente quisquam ullam, atque eveniet enim mollitia fugit quo aut molestiae voluptas!

PANEL WITH BORDER INFO

Panel with Border Info

Lorem ipsum dolor sit amet, consectetur adipisicing elit. Sapiente quisquam ullam, atque eveniet enim mollitia fugit quo aut molestiae voluptas!

PANEL WITH BORDER SUCCESS

Panel with Border Success

Lorem ipsum dolor sit amet, consectetur adipisicing elit. Sapiente quisquam ullam, atque eveniet enim mollitia fugit quo aut molestiae voluptas!

PANEL WITH BORDER LEFT GRAY LIGHTER

Panel with Border Left Gray Lighter

Lorem ipsum dolor sit amet, consectetur adipisicing elit. Sapiente quisquam ullam, atque eveniet enim mollitia fugit quo aut molestiae voluptas!

PANEL WITH BORDER LEFT WARNING

Panel with Border Left Warning

Lorem ipsum dolor sit amet, consectetur adipisicing elit. Sapiente quisquam ullam, atque eveniet enim mollitia fugit quo aut molestiae voluptas!

PANEL WITH BORDER LEFT DANGER

Panel with Border Left Danger

Lorem ipsum dolor sit amet, consectetur adipisicing elit. Sapiente quisquam ullam, atque eveniet enim mollitia fugit quo aut molestiae voluptas!

PANEL WITHOUT BACKGROUND

Panel heading without title

Lorem ipsum dolor sit amet, consectetur adipisicing elit. Sapiente quisquam ullam, atque eveniet enim mollitia fugit quo aut molestiae voluptas!

PANEL WITHOUT HEADING

Lorem ipsum dolor sit amet, consectetur adipisicing elit. Sapiente quisquam ullam, atque eveniet enim mollitia fugit quo aut molestiae voluptas! Lorem ipsum dolor sit amet, consectetur adipisicing elit. Sapiente quisquam ullam, atque eveniet enim mollitia!

PANEL COLLAPSE WITH CLOSE

Panel Collapse with Close

Lorem ipsum dolor sit amet, consectetur adipisicing elit. Sapiente quisquam ullam, atque eveniet enim mollitia fugit quo aut molestiae voluptas!

Colors

Typography

Buttons

Paginations & Pager

Images & Thumbs

Avatars

Navbars

Alerts

Modals

Progress Bars

Badges & Labels

Breadcrumbs

Tabs & Pills

Tooltips & Popovers

List Groups

Forms

Tables

Panels



PANEL BASIC EXAMPLE

Lorem ipsum dolor sit amet, consectetur adipisicing elit. Sapiente quisquam ullam, atque eveniet enim mollitia fugit quo aut molestiae voluptas!

PANEL HEADING WITHOUT TITLE

Panel heading without title

Lorem ipsum dolor sit amet, consectetur adipisicing elit. Sapiente quisquam ullam, atque eveniet enim mollitia fugit quo aut molestiae voluptas!

PANEL TITLE

Panel Title

Lorem ipsum dolor sit amet, consectetur adipisicing elit. Sapiente quisquam ullam, atque eveniet enim mollitia fugit quo aut molestiae voluptas!

PANEL WITH FOOTER

Lorem ipsum dolor sit amet, consectetur adipisicing elit. Sapiente quisquam ullam, atque eveniet enim mollitia fugit quo aut molestiae voluptas!

Panel Footer

PANEL PRIMARY TITLE

Panel Title

Lorem ipsum dolor sit amet, consectetur adipisicing elit. Sapiente quisquam ullam, atque eveniet enim mollitia fugit quo aut molestiae voluptas!

PANEL PRIMARY TITLE

Panel Title

Lorem ipsum dolor sit amet, consectetur adipisicing elit. Sapiente quisquam ullam, atque eveniet enim mollitia fugit quo aut molestiae voluptas!

PANEL INFO TITLE

Panel Title

Lorem ipsum dolor sit amet, consectetur adipisicing elit. Sapiente quisquam ullam, atque eveniet enim mollitia fugit quo aut molestiae voluptas!

PANEL WARNING TITLE

Panel Title

Lorem ipsum dolor sit amet, consectetur adipisicing elit. Sapiente quisquam ullam, atque eveniet enim mollitia fugit quo aut molestiae voluptas!

PANEL DANGER TITLE

Panel Title

Lorem ipsum dolor sit amet, consectetur adipisicing elit. Sapiente quisquam ullam, atque eveniet enim mollitia fugit quo aut molestiae voluptas!

PANEL PRIMARY TITLE WITH BORDER

Panel Title

Lorem ipsum dolor sit amet, consectetur adipisicing elit. Sapiente quisquam ullam, atque eveniet enim mollitia fugit quo aut molestiae voluptas!

PANEL SUCCESS TITLE WITH BORDER

Panel Title

Lorem ipsum dolor sit amet, consectetur adipisicing elit. Sapiente quisquam ullam, atque eveniet enim mollitia fugit quo aut molestiae voluptas!

PANEL INFO TITLE WITH BORDER

Panel Title

Lorem ipsum dolor sit amet, consectetur adipisicing elit. Sapiente quisquam ullam, atque eveniet enim mollitia fugit quo aut molestiae voluptas!

Colors

Typography

Buttons

Paginations & Pager

Images & Thumbs

Avatars

Navbars

Alerts

Modals

Progress Bars

Badges & Labels

Breadcrumbs

Tabs & Pills

Tooltips & Popovers

List Groups

Forms

Tables

Panels



PANEL PRIMARY TITLE WITH BORDER

Panel Title

Lorem ipsum dolor sit amet, consectetur adipisicing elit. Sapiente quisquam ullam, atque eveniet enim mollitia fugit quo aut molestiae voluptas!

PANEL SUCCESS TITLE WITH BORDER

Panel Title

Lorem ipsum dolor sit amet, consectetur adipisicing elit. Sapiente quisquam ullam, atque eveniet enim mollitia fugit quo aut molestiae voluptas!

PANEL INFO TITLE WITH BORDER

Panel Title

Lorem ipsum dolor sit amet, consectetur adipisicing elit. Sapiente quisquam ullam, atque eveniet enim mollitia fugit quo aut molestiae voluptas!

PANEL WARNING TITLE WITH BORDER

Panel Title

Lorem ipsum dolor sit amet, consectetur adipisicing elit. Sapiente quisquam ullam, atque eveniet enim mollitia fugit quo aut molestiae voluptas!

PANEL DANGER TITLE WITH BORDER

Panel Title

Lorem ipsum dolor sit amet, consectetur adipisicing elit. Sapiente quisquam ullam, atque eveniet enim mollitia fugit quo aut molestiae voluptas!

PANEL PRIMARY TOP BORDER

Panel Title

Lorem ipsum dolor sit amet, consectetur adipisicing elit. Sapiente quisquam ullam, atque eveniet enim mollitia fugit quo aut molestiae voluptas!

PANEL SUCCESS TOP BORDER

Panel Title

Lorem ipsum dolor sit amet, consectetur adipisicing elit. Sapiente quisquam ullam, atque eveniet enim mollitia fugit quo aut molestiae voluptas!

PANEL INFO TOP BORDER

Panel Title

Lorem ipsum dolor sit amet, consectetur adipisicing elit. Sapiente quisquam ullam, atque eveniet enim mollitia fugit quo aut molestiae voluptas!

PANEL WARNING TOP BORDER

Panel Title

Lorem ipsum dolor sit amet, consectetur adipisicing elit. Sapiente quisquam ullam, atque eveniet enim mollitia fugit quo aut molestiae voluptas!

PANEL DANGER TOP BORDER

Panel Title

Lorem ipsum dolor sit amet, consectetur adipisicing elit. Sapiente quisquam ullam, atque eveniet enim mollitia fugit quo aut molestiae voluptas!

PANEL PRIMARY BOTTOM HEADING BORDER

Panel Title


Lorem ipsum dolor sit amet, consectetur adipisicing elit. Sapiente quisquam ullam, atque eveniet enim mollitia fugit quo aut molestiae voluptas!

PANEL SUCCESS BOTTOM HEADING BORDER

Panel Title

Lorem ipsum dolor sit amet, consectetur adipisicing elit. Sapiente quisquam ullam, atque eveniet enim mollitia fugit quo aut molestiae voluptas!

- Colors
- Typography
- Buttons
- Paginations & Pager
- Images & Thumbs
- Avatars
- Navbars
- Alerts
- Modals
- Progress Bars
- Badges & Labels
- Breadcrumbs
- Tabs & Pills
- Tooltips & Popovers
- List Groups
- Forms
- Tables
- Panels**



PANEL WITHOUT BACKGROUND

Panel Title

Lorem ipsum dolor sit amet, consectetur adipisicing elit. Sapiente quisquam ullam, atque eveniet enim mollitia fugit quo aut molestiae voluptas!

PANEL WITHOUT BACKGROUND 2PX BORDER

Panel Title

Lorem ipsum dolor sit amet, consectetur adipisicing elit. Sapiente quisquam ullam, atque eveniet enim mollitia fugit quo aut molestiae voluptas!

PANEL WITHOUT BACKGROUND 3PX BORDER

Panel Title

Lorem ipsum dolor sit amet, consectetur adipisicing elit. Sapiente quisquam ullam, atque eveniet enim mollitia fugit quo aut molestiae voluptas!

PANEL LEFT BORDER PRIMARY

Panel Title

Lorem ipsum dolor sit amet, consectetur adipisicing elit. Sapiente quisquam ullam, atque eveniet enim mollitia fugit quo aut molestiae voluptas!

PANEL LEFT BORDER SUCCESS

Panel Title

Lorem ipsum dolor sit amet, consectetur adipisicing elit. Sapiente quisquam ullam, atque eveniet enim mollitia fugit quo aut molestiae voluptas!

PANEL LEFT BORDER INFO

Panel Title

Lorem ipsum dolor sit amet, consectetur adipisicing elit. Sapiente quisquam ullam, atque eveniet enim mollitia fugit quo aut molestiae voluptas!

PANEL LEFT BORDER WARNING

Panel Title

Lorem ipsum dolor sit amet, consectetur adipisicing elit. Sapiente quisquam ullam, atque eveniet enim mollitia fugit quo aut molestiae voluptas!

PANEL LEFT BORDER DANGER

Panel Title

Lorem ipsum dolor sit amet, consectetur adipisicing elit. Sapiente quisquam ullam, atque eveniet enim mollitia fugit quo aut molestiae voluptas!

PANEL WITH DESCRIPTION

Panel Title with Description

Lorem ipsum dolor sit amet, consectetur adipisicing elit. Sapiente quisquam ullam, atque eveniet enim mollitia fugit quo aut molestiae voluptas!

PANEL WITH LABEL

Panel with Label

Lorem ipsum dolor sit amet, consectetur adipisicing elit. Sapiente quisquam ullam, atque eveniet enim mollitia fugit quo aut molestiae voluptas!

PANEL WITH BADGE

Panel with ●


Lorem ipsum dolor sit amet, consectetur adipisicing elit. Sapiente quisquam ullam, atque eveniet enim mollitia fugit quo aut molestiae voluptas!

PANEL WITH LINK

Panel with Link Link

Lorem ipsum dolor sit amet, consectetur adipisicing elit. Sapiente quisquam ullam, atque eveniet enim mollitia fugit quo aut molestiae voluptas!

- Colors
- Typography
- Buttons
- Paginations & Pager
- Images & Thumbs
- Avatars
- Navbars
- Alerts
- Modals
- Progress Bars
- Badges & Labels
- Breadcrumbs
- Tabs & Pills
- Tooltips & Popovers
- List Groups
- Forms
- Tables
- Panels**



PANEL WITH BUTTON

Panel with Button Button

Lorem ipsum dolor sit amet, consectetur adipisicing elit. Sapiente quisquam ullam, atque eveniet enim mollitia fugit quo aut molestiae voluptas!

PANEL WITH BUTTONS GROUPS

Panel with Buttons Groups Save Cancel

Lorem ipsum dolor sit amet, consectetur adipisicing elit. Sapiente quisquam ullam, atque eveniet enim mollitia fugit quo aut molestiae voluptas!

PANEL WITH INPUT

Panel with Input Search... Q

Lorem ipsum dolor sit amet, consectetur adipisicing elit. Sapiente quisquam ullam, atque eveniet enim mollitia fugit quo aut molestiae voluptas!

PANEL WITH DROPDOWN

Panel with Button Save ▾

Lorem ipsum dolor sit amet, consectetur adipisicing elit. Sapiente quisquam ullam, atque eveniet enim mollitia fugit quo aut molestiae voluptas!

PANEL OPTIONS

Panel Options ⚙️ ↶ ↷ ↲ ↳ ✕

Lorem ipsum dolor sit amet, consectetur adipisicing elit. Sapiente quisquam ullam, atque eveniet enim mollitia fugit quo aut molestiae voluptas!

PANEL WITH ICON

Panel with Icon

Lorem ipsum dolor sit amet, consectetur adipisicing elit. Sapiente quisquam ullam, atque eveniet enim mollitia fugit quo aut molestiae voluptas!

PANEL WITH ALERT SUCCESS

Panel with Alert Success

Well Done! ✕
You successfully read this important alert message.

Lorem ipsum dolor sit amet, consectetur adipisicing elit. Sapiente quisquam ullam, atque eveniet enim mollitia fugit quo aut molestiae voluptas!

PANEL WITH ALERT INFO

Panel with Alert Info

Heads Up! ✕
This alert needs your attention, but it's not super important.

Lorem ipsum dolor sit amet, consectetur adipisicing elit. Sapiente quisquam ullam, atque eveniet enim mollitia fugit quo aut molestiae voluptas!


PANEL WITH ALERT WARNING

Panel with Alert Warning

Oh Snap! ✕
Change a few things up and try submitting again.


Lorem ipsum dolor sit amet, consectetur adipisicing elit. Sapiente quisquam ullam, atque eveniet enim mollitia fugit quo aut molestiae voluptas!

- Colors
- Typography
- Buttons
- Paginations & Pager
- Images & Thumbs
- Avatars
- Navbars
- Alerts
- Modals
- Progress Bars
- Badges & Labels
- Breadcrumbs
- Tabs & Pills
- Tooltips & Popovers
- List Groups
- Forms
- Tables
- Panels**



PANEL WITH ALERT SUCCESS


Panel with Alert Success

 **Well Done!** ✕
 You successfully read this important alert message.

Lorem ipsum dolor sit amet, consectetur adipisicing elit. Sapiente quisquam ullam, atque eveniet enim mollitia fugit quo aut molestiae voluptas!

PANEL WITH ALERT INFO


Panel with Alert Info

 **Heads Up!** ✕
 This alert needs your attention, but it's not super important.

Lorem ipsum dolor sit amet, consectetur adipisicing elit. Sapiente quisquam ullam, atque eveniet enim mollitia fugit quo aut molestiae voluptas!

PANEL WITH ALERT WARNING


Panel with Alert Warning

 **Oh Snap!** ✕
 Change a few things up and try submitting again.

Lorem ipsum dolor sit amet, consectetur adipisicing elit. Sapiente quisquam ullam, atque eveniet enim mollitia fugit quo aut molestiae voluptas!

PANEL WITH ALERT DANGER

Panel with Alert Danger

 **Warning!** ✕
 Better check yourself, you're not looking too good.

Lorem ipsum dolor sit amet, consectetur adipisicing elit. Sapiente quisquam ullam, atque eveniet enim mollitia fugit quo aut molestiae voluptas!

PANEL WITH PAGINATION

Panel with Pagination < 1 2 >

Lorem ipsum dolor sit amet, consectetur adipisicing elit. Sapiente quisquam ullam, atque eveniet enim mollitia fugit quo aut molestiae voluptas!

PANEL WITH OPTIONS

Panel with Options ↗ ↕ ✕

Lorem ipsum dolor sit amet, consectetur adipisicing elit. Sapiente quisquam ullam, atque eveniet enim mollitia fugit quo aut molestiae voluptas!







23andMe

ROOT FOR YOUR ROOTS
